

# ANGLETON POLICE DEPARTMENT



## PRODUCTIVITY REPORT

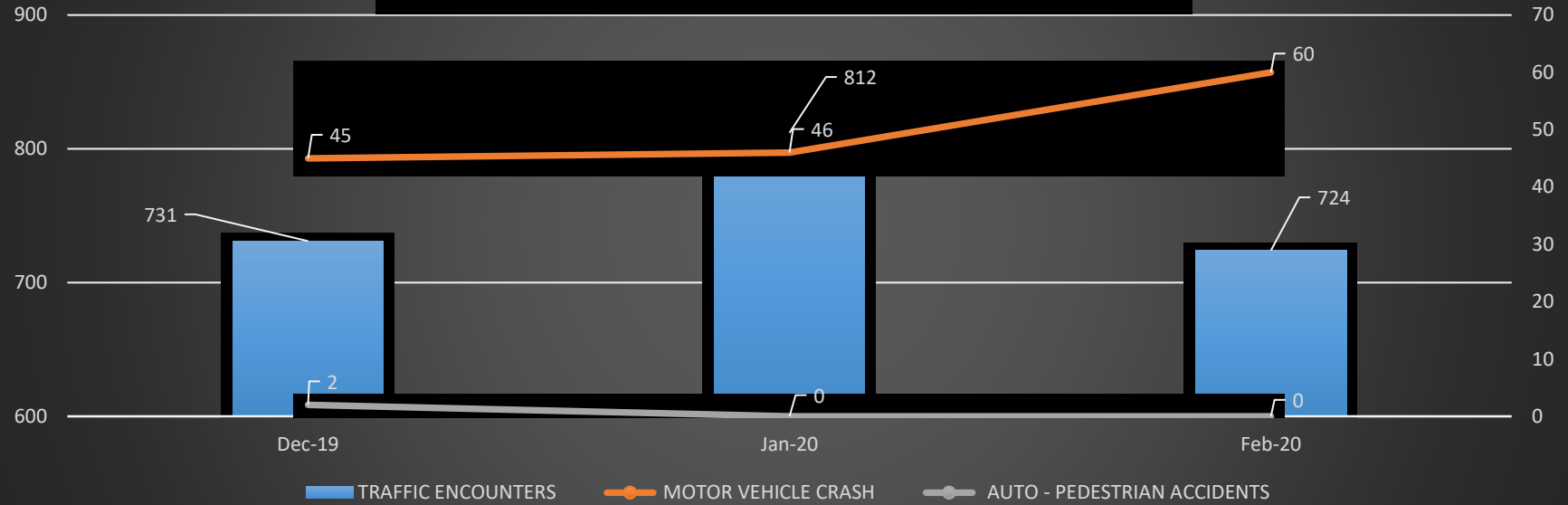
### MONTHLY COMPARISON

### ANNUAL MONTHLY COMPARISON

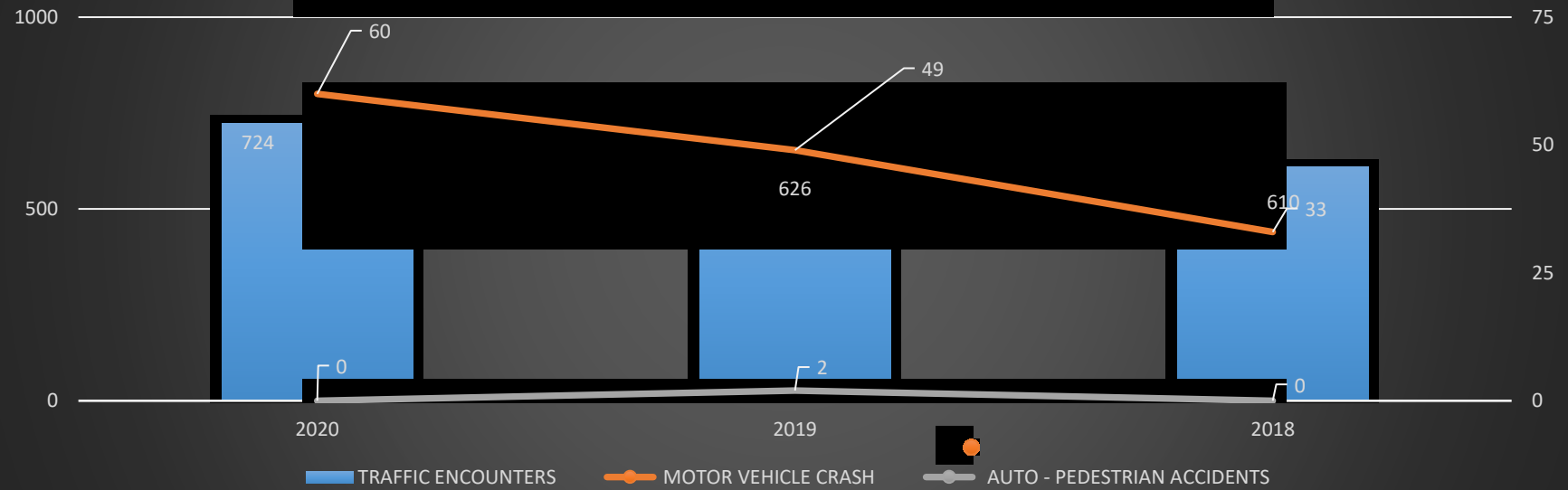
	Dec-19	Jan-20	Feb-20	YTD TOTAL	2020	2019	2018
<b>TOTAL ARRESTS</b>	104	120	130	250	130	137	123
<b>TOTAL Charges</b>	150	179	210	389	210	224	249
<b>Misdemeanor - Class C</b>	105	123	159	282	159	137	177
<b>Misdemeanor - Class A &amp; B</b>	35	41	38	79	38	59	54
<b>FELONY</b>	10	15	13	28	13	28	18
<b>TOTAL CALLS FOR SERVICES</b>	5,850	6,065	5,896	11961	5,896	5,482	5,303
<b>POLICE</b>	5,331	5,610	5,423	11033	5,423	4,947	4,740
<b>FIRE</b>	48	38	50	88	50	56	35
<b>EMS</b>	388	356	359	715	359	358	394
<b>ANIMAL SERVICES</b>	83	61	64	125	64	121	134
<b>AVERAGE RESP TIME - PRIORITY</b>	4:44	4:36	4:20	4:28	4:20	5:45	5:12
<b>AVERAGE RESP TIME - NON PRIORITY</b>	2:18	1:56	3:02	2:28	3:02	3:16	1:53
<b>BUSIEST DAY(+)</b>	TUESDAY	THURSDAY	SATURDAY	FRIDAY	SATURDAY	FRIDAY	THURSDAY
<b>BUSIEST TIMES(+)</b>	1500-1600	1400-1500	1500-1600	1400-1500	1400-1500	1000-1100	1500-1600
<b>TRAFFIC SAFETY</b>							
<b>TRAFFIC ENCOUNTERS</b>	731	812	724	1534	724	626	610
<b>DOCUMENTED TRAFFIC VIOLATIONS*</b>	777	894	811	1707	811	701	633
<b>OTHER CLASS C VIOLATIONS**</b>	25	33	14	47	14	42	25
<b>MOTOR VEHICLE CRASH</b>	45	46	60	106	60	49	33
<b>AUTO - PEDESTRIAN ACCIDENTS</b>	2	0	0	0	0	2	0
<b>SPEEDING STUDIES</b>	0	0	0	0	0	0	0
<b>WARRANT SERVICES</b>							
<b>WARRANTS CLEARED</b>	161	202	281	483	281	244	301
<b>COLLECTION AMOUNT CLEARED</b>	59,685	74,642	\$102,393.79	\$1,211.79	102,394	92,574	111,098
<b>ESTIMATED MONEY RECEIVED</b>	9,923	21,235	\$21,187	\$42,422.00	21,187	n/a	n/a
<b>TOTAL WARRANT ARRESTS</b>	28	34	52	86	52	26	34
<b>ADMIN CONSIDERATIONS</b>							
<b>TOTAL COMMUNITY EVENTS</b>	1	0	1	1	1	0	0
<b>TOTAL VOLUNTEER HOURS</b>	25	126	74.5	200.5	74.5	67	0
<b>TOTAL PTO HOURS</b>	919	952.05	726	1678.05	726	524	0

# ANGLETON POLICE DEPARTMENT

## TRAFFIC SAFETY MONTHLY COMPARISON

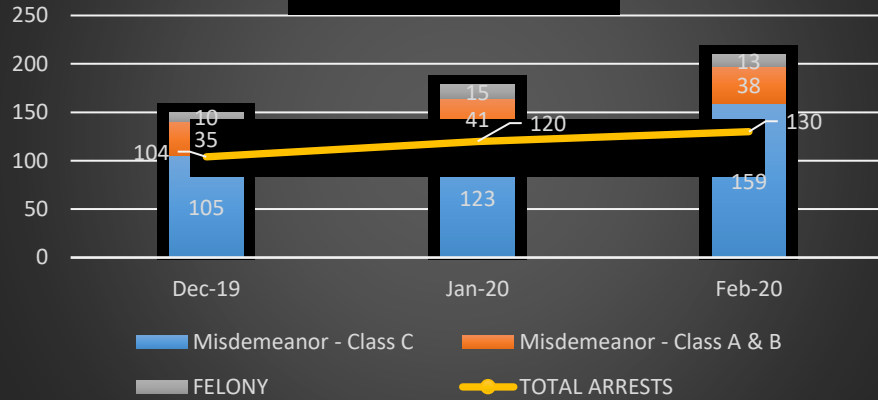


## TRAFFIC SAFETY ANNUAL MONTHLY COMPARISON

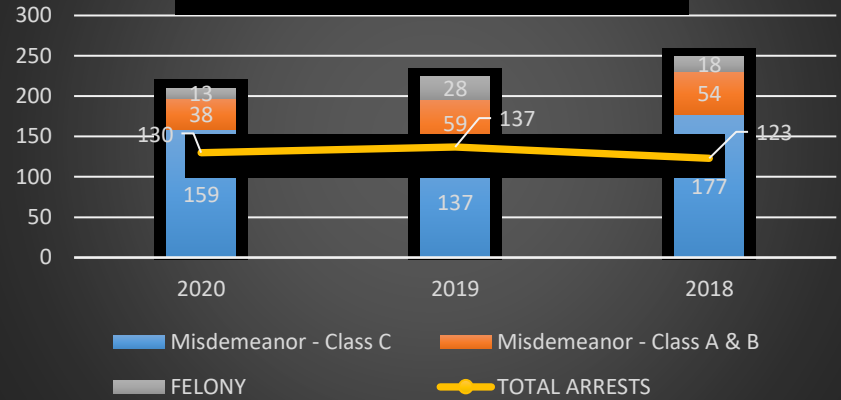


# ANGLETON POLICE DEPARTMENT

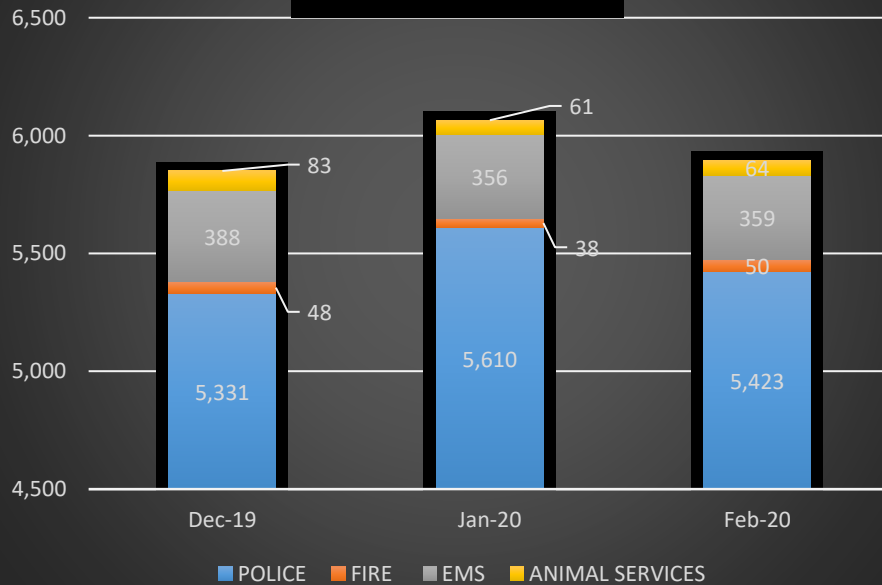
## ARRESTS AND CHARGES - MONTHLY COMPARISON



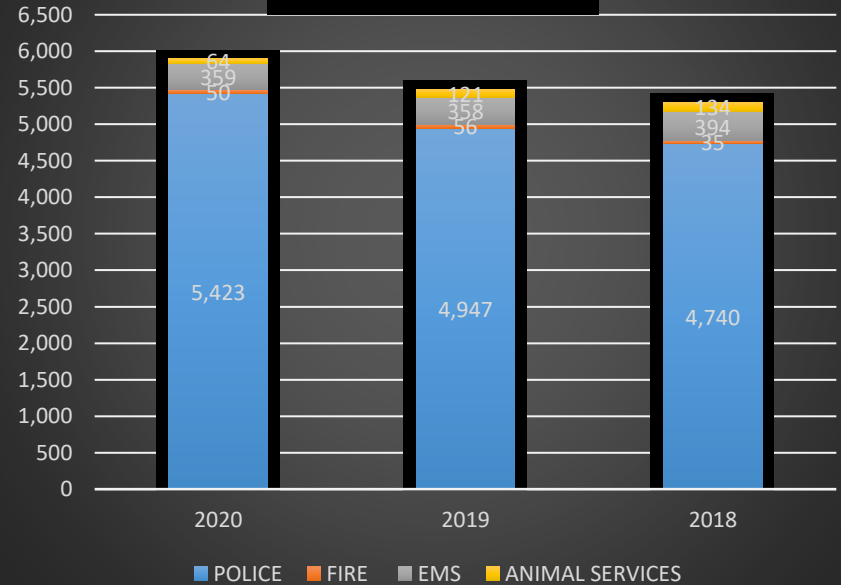
## ARRESTS AND CHARGES - ANNUAL COMPARISON



## CALLS FOR SERVICE - MONTHLY COMPARISON



## CALLS FOR SERVICE - ANNUAL COMPARISON



# ANGLETON POLICE DEPARTMENT

## DISCLAIMER AND TRANSPARENCY IN REPORTING

\*Documented Traffic Violations account only the number of violations in which a written warning or traffic citation was issued. Reasons for less traffic violations listed than traffic encounters includes, but is not limited too the following: An arrest was made for a higher charge and no warning/citation issued, verbal warning issued, a class C misdemeanor other than a traffic violation citation was issued (such as possession of drug paraphernalia), and/or a citation was issued only for the most serious violation with no warning for other violations issued.

\*\*Other Class C Violations account for all class C Misdemeanor warnings/citations issued which may or may not have risen from a traffic violation, and may have been issued in lieu of a traffic violation.

(+)Busiest Day and Busiest Time is calculated based on mostly reactive calls for service (but includes traffic encounters), and excludes other types of calls for service including, but not limited too the following: ACO Carcass, BOLO, Business Check, Close Patrol, Delayed, Follow Up, Jail Check (TCO), Jail Duty (Officer), Only Ang Fire Department, Private Tow, Repossession, Ride Along, Sick Call, Street Department, Weather, and Water Department.

All information obtained on the date the report was prepared, and contains the information available from the police departments RMS and CAD systems up to that date. All numbers based on information obtained from RMS and CAD. All numbers have a margin of error of approximatley +/- 2%; however, accuracy is the number one priority in preparing this report. DPS state standards allows for a margin of error of 4% for NIBRS. The information in this report is not meant to replace official UCR/NIBRS reporting.

# ANGLETON POLICE DEPARTMENT

**Busiest Call Time: Monthly**

