
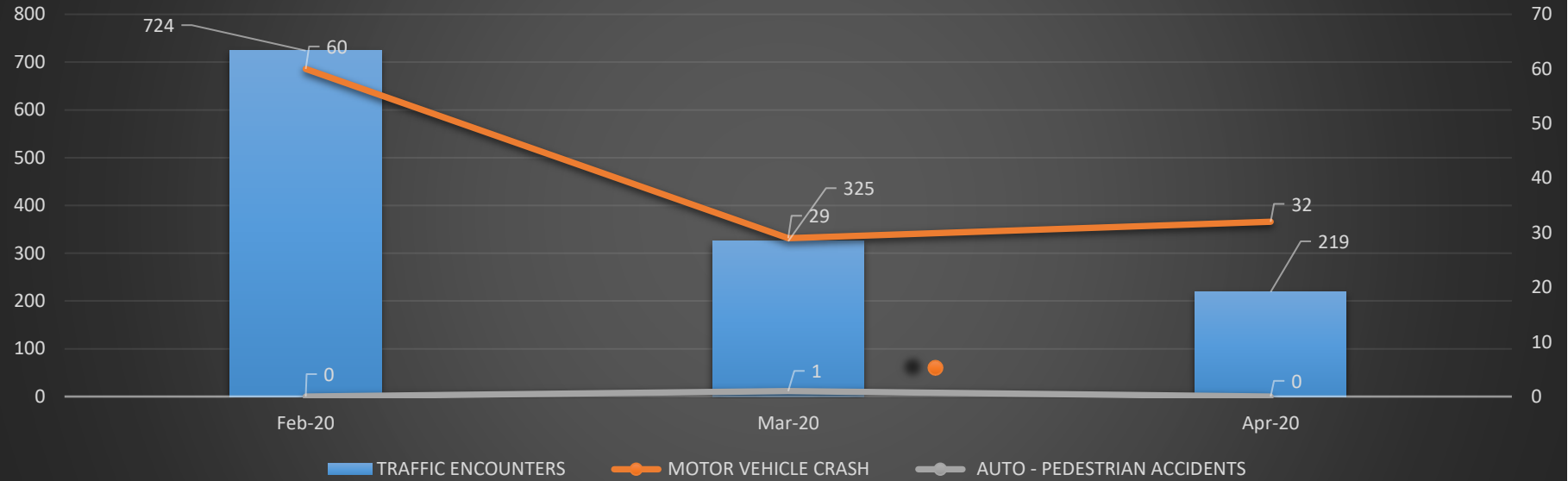


ANGLETON POLICE DEPARTMENT

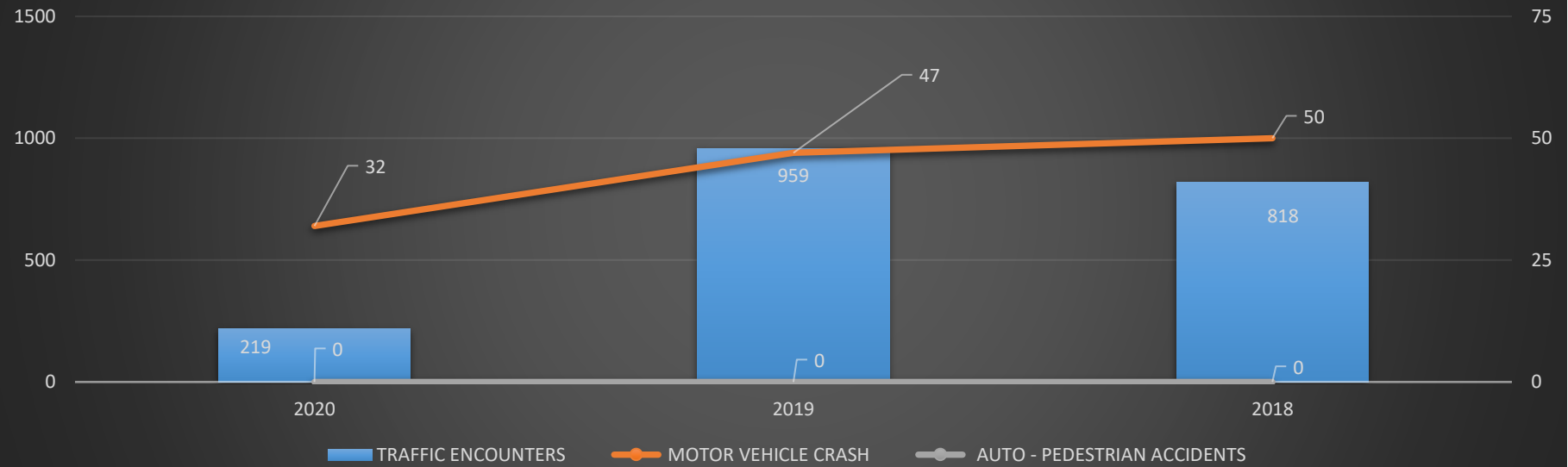
 PRODUCTIVITY REPORT	MONTHLY COMPARISON				ANNUAL MONTHLY COMPARISON		
	Feb-20	Mar-20	Apr-20	YTD TOTAL	2020	2019	2018
TOTAL ARRESTS	130	35	18	305	18	149	108
TOTAL Charges	210	53	21	165	21	258	202
Misdemeanor - Class C	159	31	0	313	0	186	146
Misdemeanor - Class A & B	38	16	14	110	14	57	42
FELONY	13	7	7	42	7	15	14
TOTAL CALLS FOR SERVICES	5,896	6,603	7,610	38304	7,610	6,410	5,834
POLICE	5,423	6,090	7,187	35,530	7,187	5,741	5,128
FIRE	50	54	52	270	52	65	52
EMS	359	408	358	2193	358	431	410
ANIMAL SERVICES	64	51	13	311	13	173	244
AVERAGE RESP TIME - PRIORITY	4:20	4:39	4:25	4:30	4:25	5:01	4:35
AVERAGE RESP TIME - NON PRIORITY	3:02	1:23	1:12	1:47	1:12	2:46	5:43
BUSIEST DAY(+)	SATURDAY	TUESDAY	WEDNESDA	WEDNESDAY	WEDNESD	MONDAY	MONDAY
BUSIEST TIMES(+)	1500-1600	1100-1200	1500-1600	1400-1500	1500-1600	1500-1600 & 1000-1100	1400-1600
TRAFFIC SAFETY							
TRAFFIC ENCOUNTERS	724	325	219	2078	219	959	818
DOCUMENTED TRAFFIC VIOLATIONS*	811	366	249	2323	249	1031	859
OTHER CLASS C VIOLATIONS**	14	19	10	76	10	54	30
MOTOR VEHICLE CRASH	60	29	32	167	32	47	50
AUTO - PEDESTRIAN ACCIDENTS	0	1	0	1	0	0	0
SPEEDING STUDIES	0	0	0	0	0	0	0
WARRANT SERVICES							
WARRANTS CLEARED	281	105	15	603	15	210	186
COLLECTION AMOUNT CLEARED	\$102,393.79	\$137,381.64	\$5,795.90	\$320,213.69	\$5,795.90	78,178	73,328
ESTIMATED MONEY RECEIVED	\$21,187	\$15,606.02	\$3,823.83	\$61,852.02	\$3,823.83	n/a	n/a
TOTAL WARRANT ARRESTS	52	10	0	96	0	0	16
ADMIN CONSIDERATIONS							
TOTAL COMMUNITY EVENTS	1	0	0	0	0	0	0
TOTAL VOLUNTEER HOURS	74.5	52.5	0	253	0	118	0
TOTAL PTO HOURS	726	730.52	421.11	2829.68	421.11	122	0

ANGLETON POLICE DEPARTMENT

TRAFFIC SAFETY - MONTHLY COMPARISON

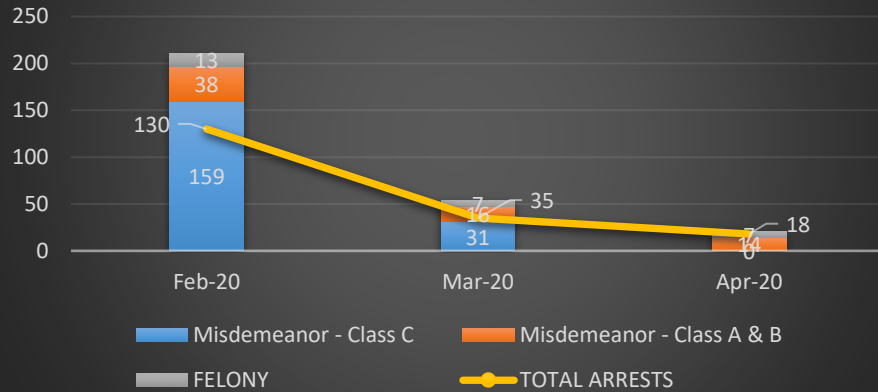


TRAFFIC SAFETY - ANNUAL MONTHLY COMPARISON

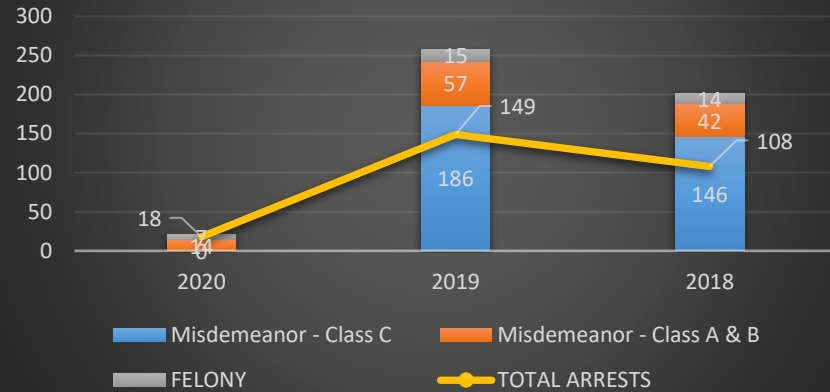


ANGLETON POLICE DEPARTMENT

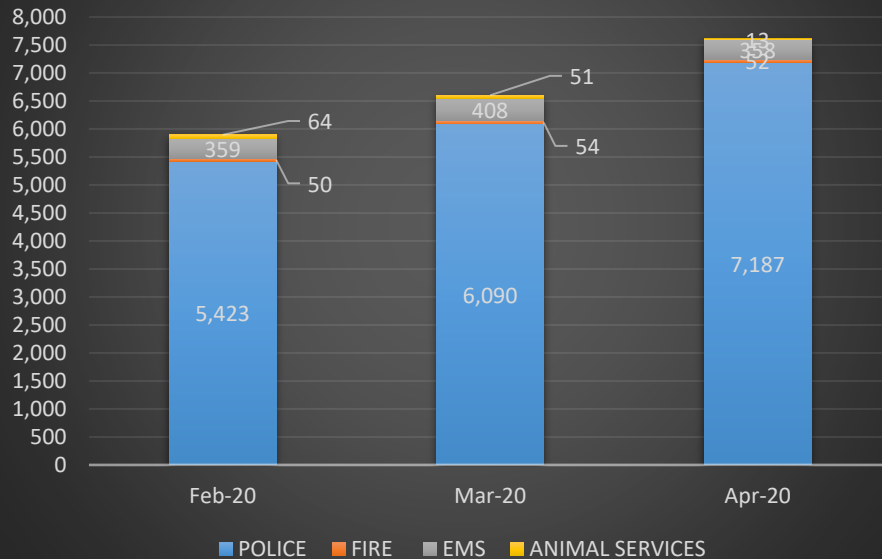
ARRESTS AND CHARGES - MONTHLY COMPARISON



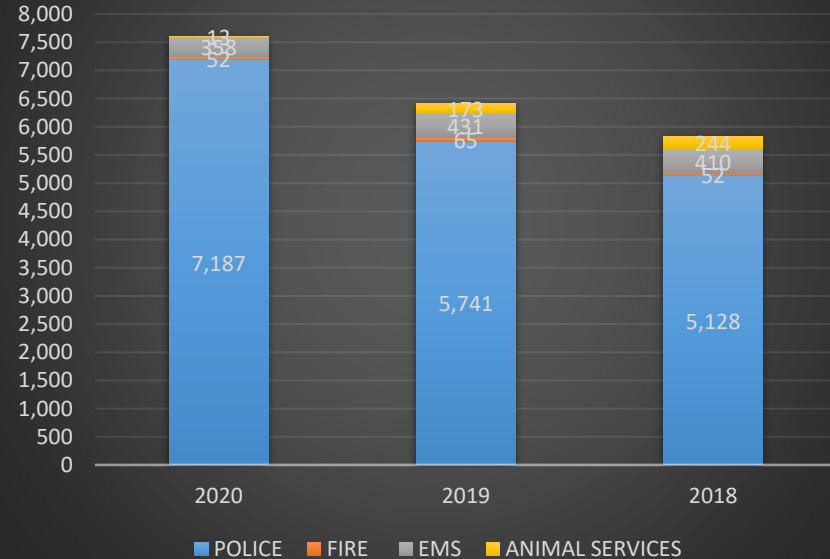
ARRESTS AND CHARGES - ANNUAL COMPARISON



CALLS FOR SERVICE - MONTHLY COMPARISON



CALLS FOR SERVICE - ANNUAL COMPARISON



ANGLETON POLICE DEPARTMENT

DISCLAIMER AND TRANSPARENCY IN REPORTING

*Documented Traffic Violations account only the number of violations in which a written warning or traffic citation was issued. Reasons for less traffic violations listed than traffic encounters includes, but is not limited too the following: An arrest was made for a higher charge and no warning/citation issued, verbal warning issued, a class C misdemenor other than a traffic violation citation was issued (such as possession of drug paraphernalia), and/or a citation was issued only for the most serious violation with no warning for other violations issued.

**Other Class C Violations account for all class C Misdemanor warnings/citations issued which may or may not have risen from a traffic violation, and may have been issued in lieu of a traffic violation.

(+)Busiest Day and Busiest Time is calculated based on mostly reactive calls for service (but includes traffic encounters), and excludes other types of calls for service including, but not limited too the following: ACO Carcass, BOLO, Business Check, Close Patrol, Delayed, Follow Up, Jail Check (TCO), Jail Duty (Officer), Only Ang Fire Department, Private Tow, Repossession, Ride Along, Sick Call, Street Department, Weather, and Water Department.

All information obtained on the date the report was prepared, and contains the information available from the police departments RMS and CAD systems up to that date. All numbers based on information obtained from RMS and CAD. All numbers have a margin of error of approximatley +/- 2%; however, accuracy is the number one priority in preparing this report. DPS state standards allows for a margin of error of 4% for NIBRS. The information in this report is not meant to replace official UCR/NIBRS reporting.

ANGLETON POLICE DEPARTMENT

Busiest Call Times - Monthly

