


ANGLETON POLICE DEPARTMENT

 PRODUCTIVITY REPORT	MONTHLY COMPARISON				ANNUAL MONTHLY COMPARISON		
	Sep-20	Oct-20	Nov-20	YTD TOTAL	2020	2019	2018
TOTAL ARRESTS	85	104	95	846	95	117	80
TOTAL Charges	137	196	170	1612	170	225	175
Misdemeanor - Class C	83	131	116	1139	116	168	101
Misdemeanor - Class A & B	39	37	50	349	50	45	31
FELONY	14	28	4	124	4	12	5
TOTAL CALLS FOR SERVICES	6,724	6,374	6,219	72003	6,219	5,866	5,054
POLICE	6,163	5,870	5,745	66238	5,745	5,346	4,432
FIRE	75	51	54	693	54	48	76
EMS	428	390	380	4442	380	388	423
ANIMAL SERVICES	58	63	40	630	40	84	123
AVERAGE RESP TIME - PRIORITY	4:59	5:02	5:02	4:45	5:02	4:43	4:43
AVERAGE RESP TIME - NON PRIORITY	2:36	2:04	2:48	2:09	2:48	2:17	2:42
BUSIEST DAY(†)	WEDNESDAY	FRIDAY	MONDAY	FRIDAY	MONDAY	FRIDAY	FRIDAY
BUSIEST TIMES(†)	1500-1600	1400-1600	1900-2000	1400-1600	1900-2000	1400-1600	1500-1600
TRAFFIC SAFETY							
TRAFFIC ENCOUNTERS	528	539	384	5109	384	817	584
DOCUMENTED TRAFFIC VIOLATIONS*	534	554	400	5461	400	843	649
OTHER CLASS C VIOLATIONS**	20	36	21	233	21	29	24
MOTOR VEHICLE CRASH	43	51	43	466	43	44	48
AUTO - PEDESTRIAN ACCIDENTS	0	0	1	4	1	1	0
SPEEDING STUDIES	0	3	0	15	0	0	0
WARRANT SERVICES							
WARRANTS CLEARED	163	160	141	1552	141	197	162
COLLECTION AMOUNT CLEARED	\$ 54,857.09	63,449	52,007	\$ 658,394.69	52,007	74,799	62,703
ESTIMATED MONEY RECEIVED	\$ 13,526.78	5,315	6,455	\$ 117,803.02	6,455	13,828	n/a
TOTAL WARRANT ARRESTS	18	27	31	285	31	36	9
ADMIN CONSIDERATIONS							
TOTAL COMMUNITY EVENTS	2	2	0	5	0	4	n/a
TOTAL VOLUNTEER HOURS	0	32	0	32	0	53.5	n/a
TOTAL PTO HOURS	467.5	749.5	1074.77	8021.11	1074.77	620	264

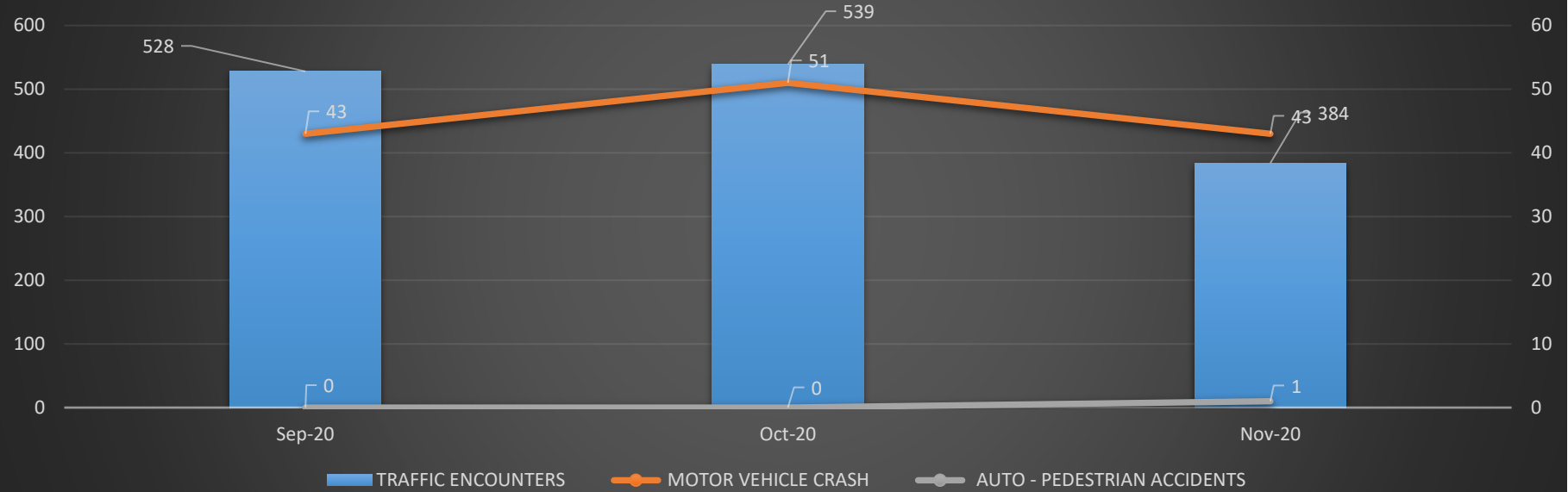
Prepared by: ELIZABETH BARR / TIMOTHY TAYLOR
 Prepared Date: 12/07/2020

Productivity Report
 NOVEMBER 2020

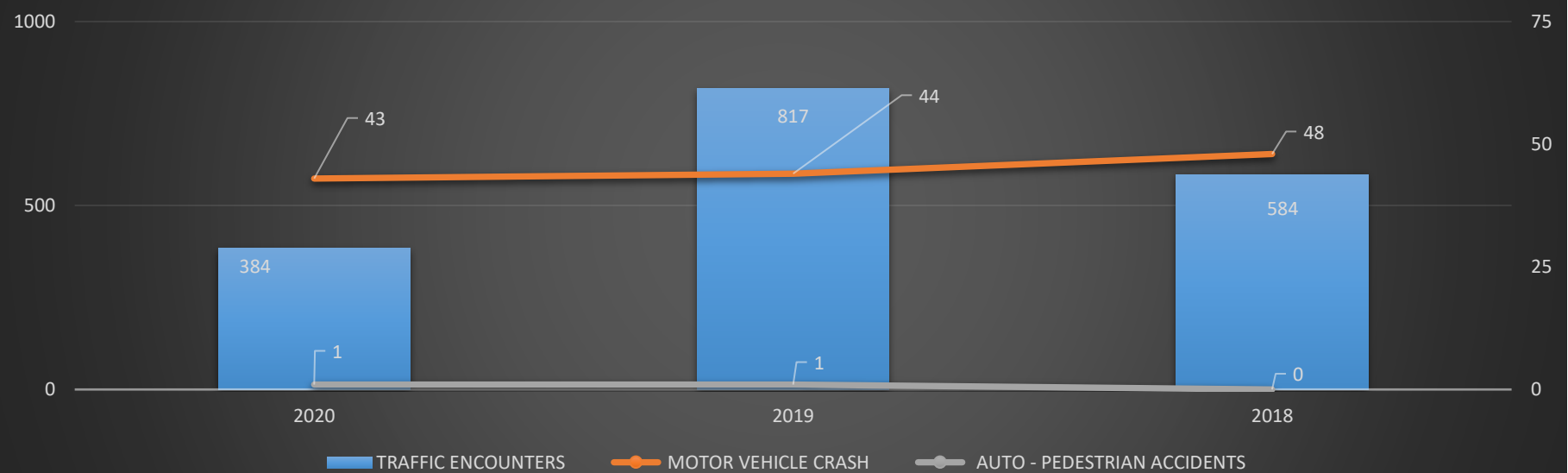
AARON AUSMUS
 CHIEF OF POLICE

ANGLETON POLICE DEPARTMENT

TRAFFIC SAFETY - MONTHLY COMPARISON

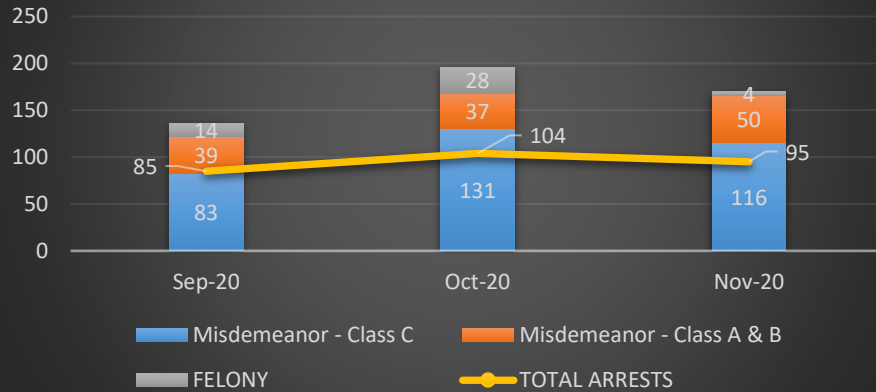


TRAFFIC SAFETY - ANNUAL MONTHLY COMPARISON

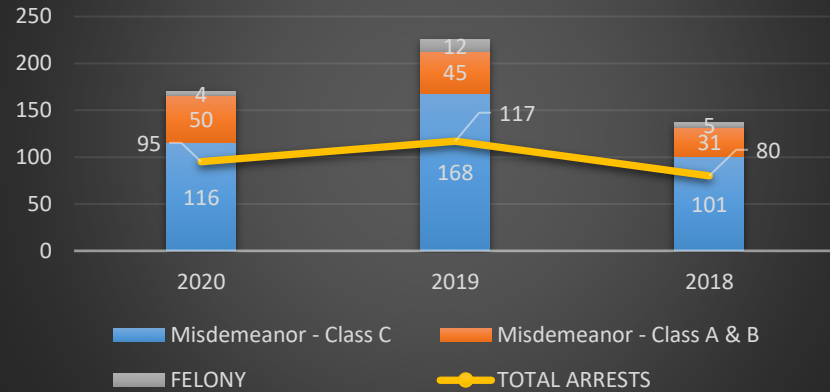


ANGLETON POLICE DEPARTMENT

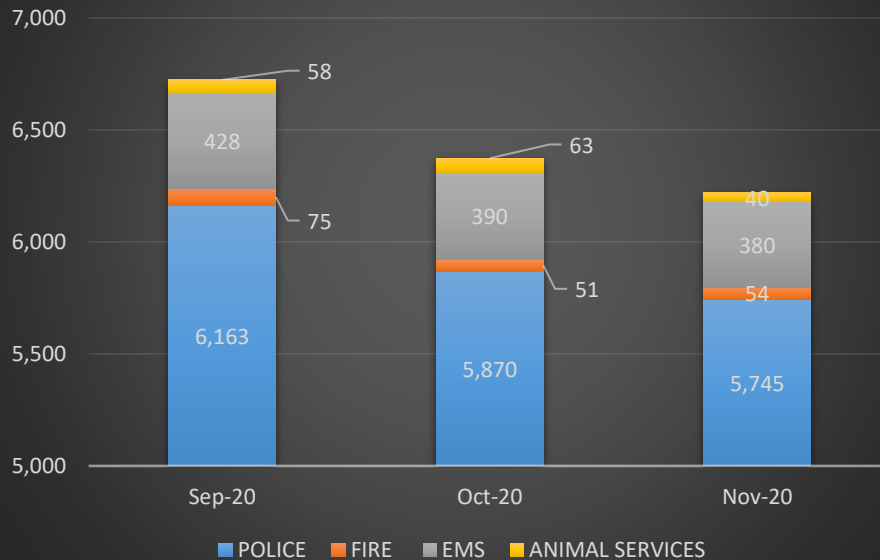
ARRESTS AND CHARGES - MONTHLY COMPARISON



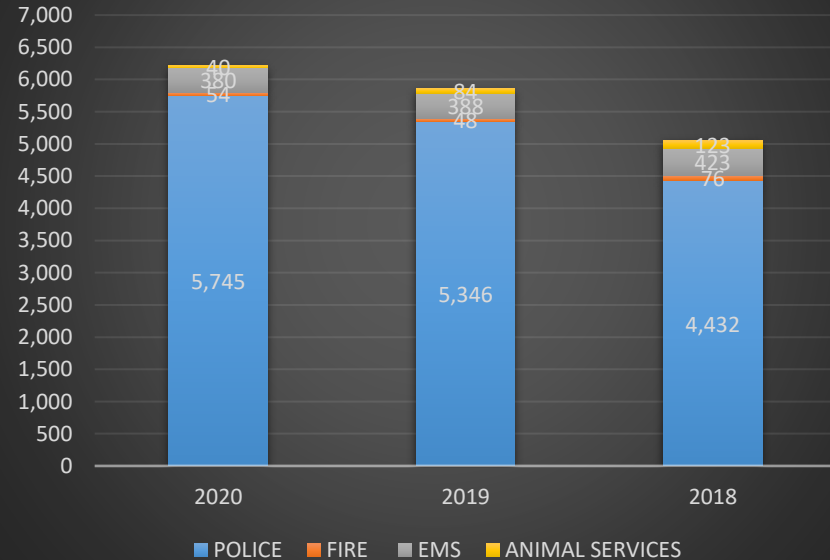
ARRESTS AND CHARGES - ANNUAL COMPARISON



CALLS FOR SERVICE - MONTHLY COMPARISON



CALLS FOR SERVICE - ANNUAL COMPARISON



ANGLETON POLICE DEPARTMENT

DISCLAIMER AND TRANSPARENCY IN REPORTING

*Documented Traffic Violations account only the number of violations in which a written warning or traffic citation was issued. Reasons for less traffic violations listed than traffic encounters includes, but is not limited too the following: An arrest was made for a higher charge and no warning/citation issued, verbal warning issued, a class C misdemeanor other than a traffic violation citation was issued (such as possession of drug paraphernalia), and/or a citation was issued only for the most serious violation with no warning for other violations issued.

**Other Class C Violations account for all class C Misdemeanor warnings/citations issued which may or may not have risen from a traffic violation, and may have been issued in lieu of a traffic violation.

(†)Busiest Day and Busiest Time is calculated based on mostly reactive calls for service (but includes traffic encounters), and excludes other types of calls for service including, but not limited too the following: ACO Carcass, BOLO, Business Check, Close Patrol, Delayed, Follow Up, Jail Check (TCO), Jail Duty (Officer), Only Ang Fire Department, Private Tow, Repossession, Ride Along, Sick Call, Street Department, Weather, and Water Department.

All information obtained on the date the report was prepared, and contains the information available from the police departments RMS and CAD systems up to that date. All numbers based on information obtained from RMS and CAD. All numbers have a margin of error of approximatley +/- 2%; however, accuracy is the number one priority in preparing this report. DPS state standards allows for a margin of error of 4% for NIBRS. The information in this report is not meant to replace official UCR/NIBRS reporting.

(‡)Crime rate calculated based upon a population rate of 19,650 which was the population for the City of Angleton used by the FBI 2018 UCR crime statistics (which consist mostly of crimes against persons and property) listed in Table 8. 2018 crime statistics from other cities also taken from FBI Table 8 which is averaged by month (<https://ucr.fbi.gov/crime-in-the-u.s/2018/crime-in-the-u.s.-2018/tables/table-8/table-8-state-cuts/texas.xls>).

ANGLETON POLICE DEPARTMENT

Busiest Call Times - Monthly

