
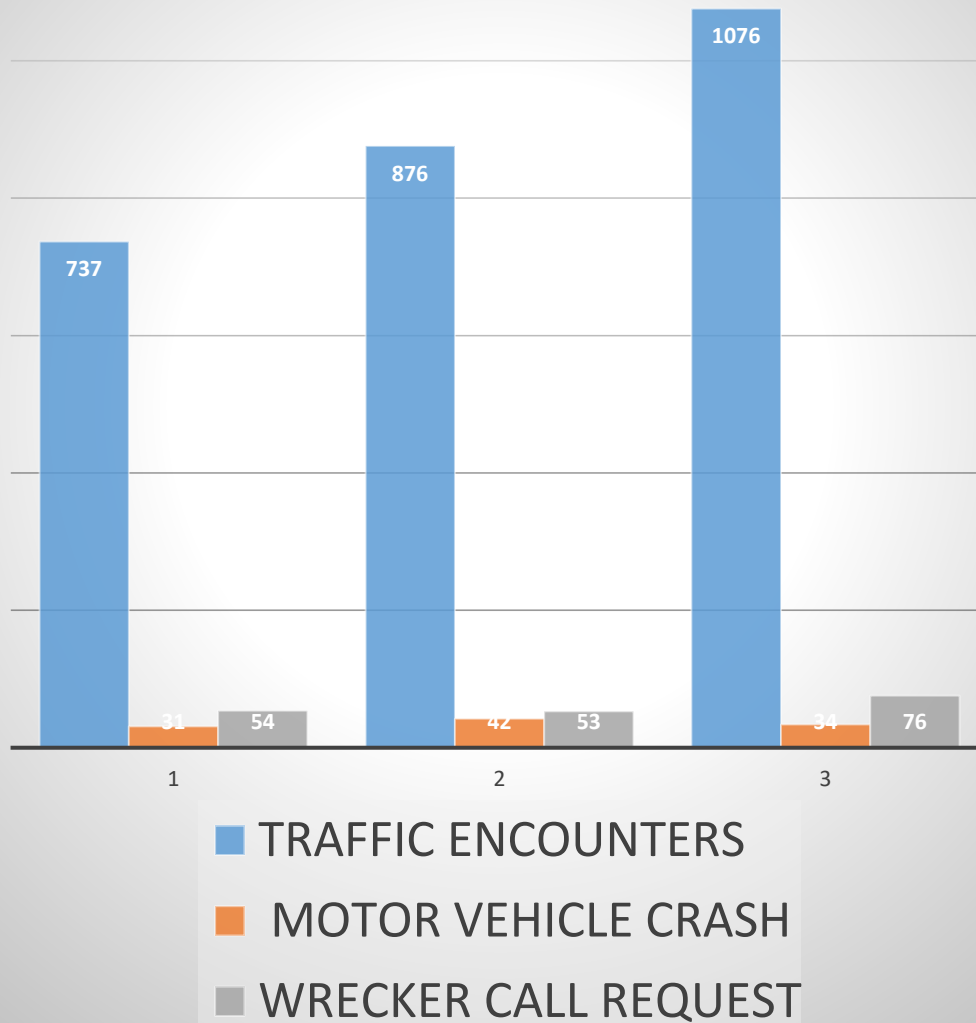


ANGLETON POLICE DEPARTMENT

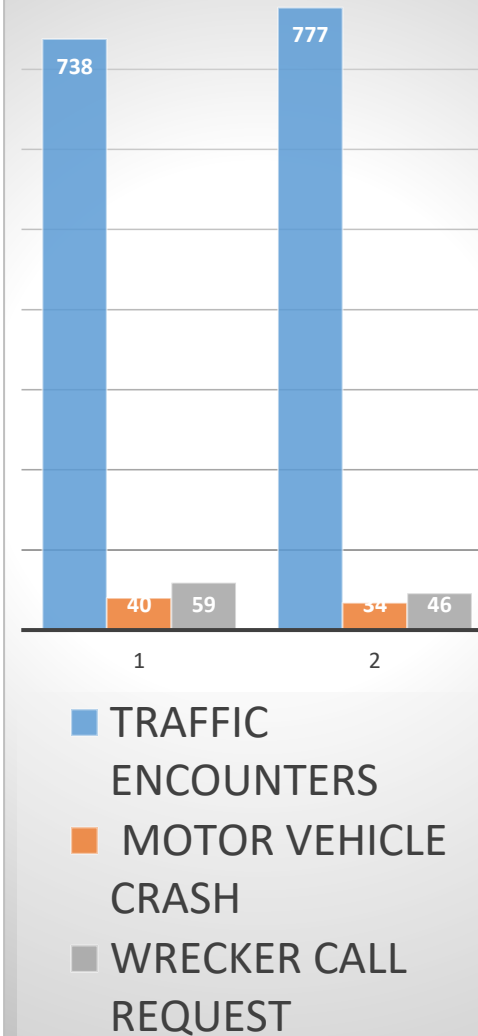
 PRODUCTIVITY REPORT	MONTHLY COMPARISON			ANNUAL MONTHLY COMPARISON		
	YTD 2019	2 Months Ago	Last Month	Apr-19	Apr-18	Apr-17
<u>TOTAL ARRESTS</u>	329	109	100	120	103	114
<u>TOTAL Charges</u>	536	160	193	183	177	208
Misdemeanor - Class C	537	143	207	187	119	157
Misdemeanor - Class A&B	133	41	45	47	44	32
FELONY	58	28	21	9	12	15
<u>TOTAL CALLS FOR SERVICES</u>						
POLICE	16,465	4,947	5,777	5,741	5,128	5,649
FIRE	189	56	68	65	52	49
EMS	1221	358	423	431	410	385
ANIMAL SERVICES	477	121	183	173	244	176
AVERAGE RESP TIME - PRIORITY	5:08	5:45	5:19	5:01	4:35	5:05
AVERAGE RESP TIME - NON PRIORITY	3:30	3:16	4:18	2:46	5:43	4:08
BUSIEST DAY	TUES	WED	SAT	TUES	FRI	WED
BUSIEST TIMES	1700-1800	1700-1800	1700-1800	1700-1800	1700-1800	1700-1800
<u>TRAFFIC SAFETY</u>						
TRAFFIC ENCOUNTERS	2689	737	876	1076	738	777
MOTOR VEHICLE CRASH	107	31	42	34	40	34
AUTO - PEDESTRIAN ACCIDENTS	2	2	0	0	0	0
WRECKER CALL REQUEST	1873	54	53	76	59	46
SPEEDING STUDIES	19	5	0	14	0	0
<u>WARRANT SERVICES</u>						
WARRANTS CLEARED	721	244	267	210	186	209
COLLECTION AMOUNT	284,544	92,574.00	113,792	78,178	73,328	82,171
TOTAL WARRANT ARRESTS	26	26	0	0	16	8
<u>ADMIN CONSIDERATIONS</u>						
TOTAL VOLUNTEER HOURS	270.5	85.5	67	118	0	0
TOTAL PTO HOURS	1109	463	524	122	0	0

ANGLETON POLICE DEPARTMENT

TRAFFIC SAFETY - MONTHLY COMPARISON

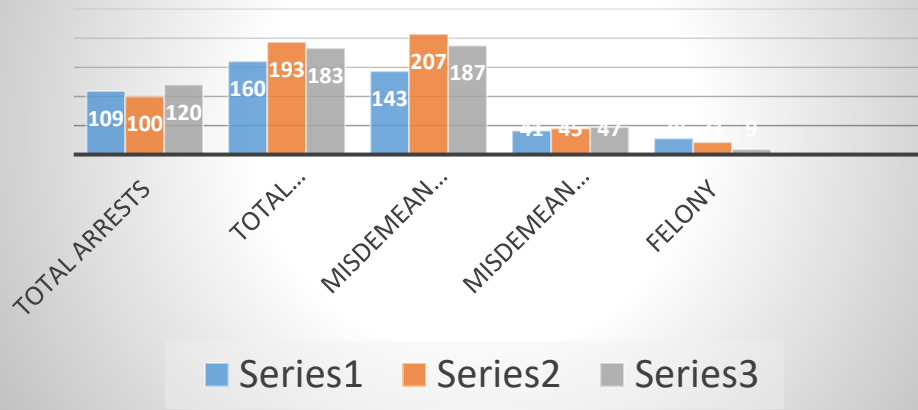


TRAFFIC SAFETY

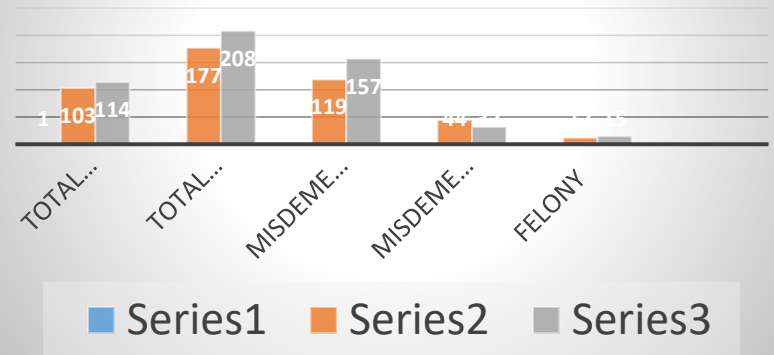


ANGLETON POLICE DEPARTMENT

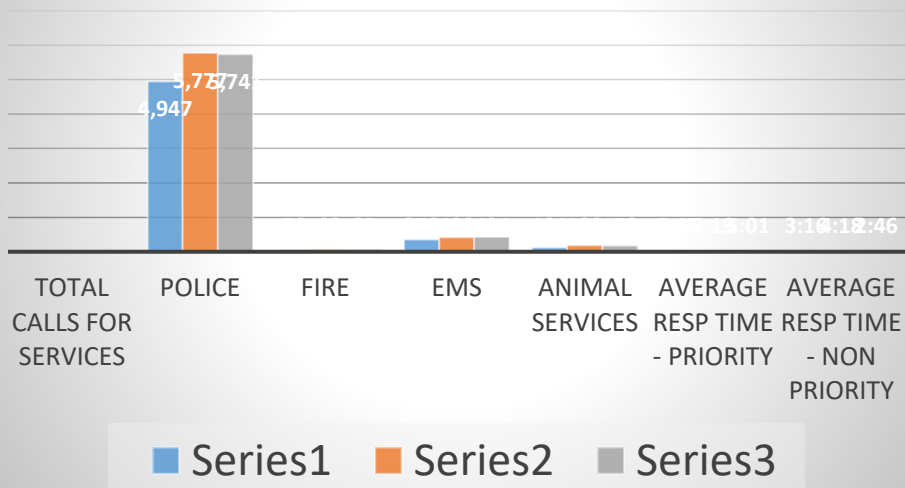
ARRESTS AND CHARGES - MONTHLY COMPARISON



ARRESTS AND CHARGES - ANNUAL MONTHLY COMPARISON



CALLS FOR SERVICE - MONTHLY COMPARISON



CALLS FOR SERVICE - ANNUAL MONTHLY COMPARISON

