

ANGLETON POLICE DEPARTMENT



PRODUCTIVITY REPORT

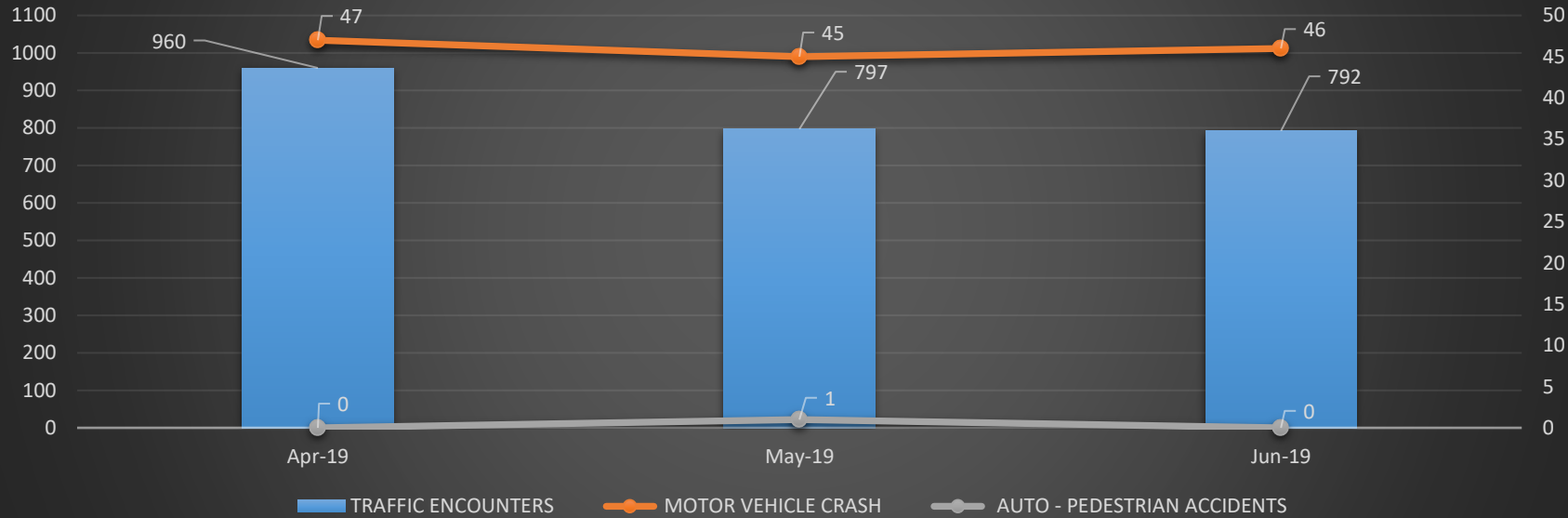
MONTHLY COMPARISON

ANNUAL MONTHLY COMPARISON

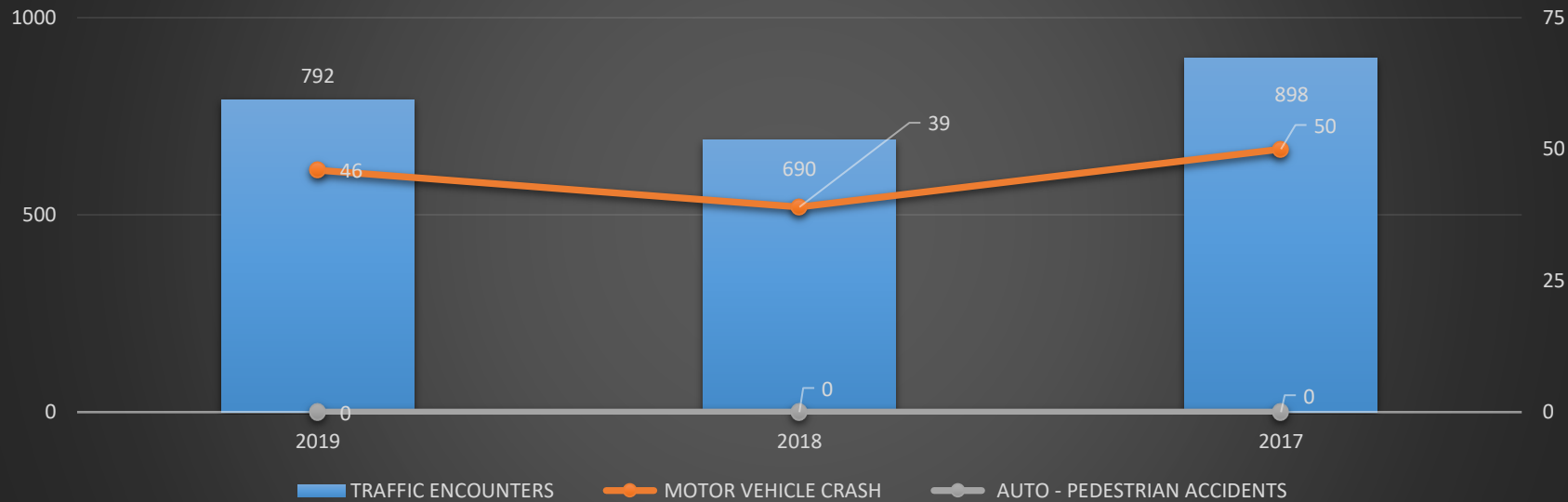
	Apr-19	May-19	Jun-19	YTD TOTAL	2019	2018	2017
TOTAL ARRESTS	148	130	131	700	131	117	101
TOTAL Charges	257	237	229	1178	229	228	213
Misdemeanor - Class C	186	173	175	1097	175	171	163
Misdemeanor - Class A & B	57	54	39	320	40	47	38
FELONY	14	10	15	104	15	9	4
TOTAL CALLS FOR SERVICES	5,741	5,836	5,525	32911	5,525	5,219	5,926
POLICE	5,741	5,836	5,525	32911	5,525	5,219	5,926
FIRE	65	92	74	419	74	67	52
EMS	431	452	457	2542	457	417	398
ANIMAL SERVICES	173	189	173	996	173	210	186
AVERAGE RESP TIME - PRIORITY	5:01	4:50	4:46	5:03	4:46	9:23	6:19
AVERAGE RESP TIME - NON PRIORITY	2:46	3:55	2:35	3:24	2:35	2:21	6:02
BUSIEST DAY(+)	MONDAY	THURSDAY	SATURDAY	SATURDAY	FRIDAY	FRIDAY	FRIDAY
BUSIEST TIMES(+)	1000-1100	1400-1500	1400-1500	1400-1500	1600-1700	1600-1700	1100-1200
TRAFFIC SAFETY							
TRAFFIC ENCOUNTERS	960	797	792	4767	792	690	898
DOCUMENTED TRAFFIC VIOLATIONS*	1031	837	768	5035	768	727	864
OTHER CLASS C VIOLATIONS**	54	26	18	220	18	34	32
MOTOR VEHICLE CRASH	47	45	46	296	46	39	50
AUTO - PEDESTRIAN ACCIDENTS	0	1	0	8	0	0	0
SPEEDING STUDIES	0	14	5	27	5	0	0
WARRANT SERVICES							
WARRANTS CLEARED	267	210	233	1414	233	250	239
COLLECTION AMOUNT	78,178	69,098	94,013	\$541,856.92	94,013	94,552	91,218
TOTAL WARRANT ARRESTS	0	27	57	147	57	31	20
ADMIN CONSIDERATIONS							
TOTAL COMMUNITY EVENTS	0	1	3	4	3	0	0
TOTAL VOLUNTEER HOURS	67	76	184	412.5	184	0	0
TOTAL PTO HOURS	524	674.5	684	2345.5	684	0	0

ANGLETON POLICE DEPARTMENT

TRAFFIC SAFETY - MONTHLY COMPARISON

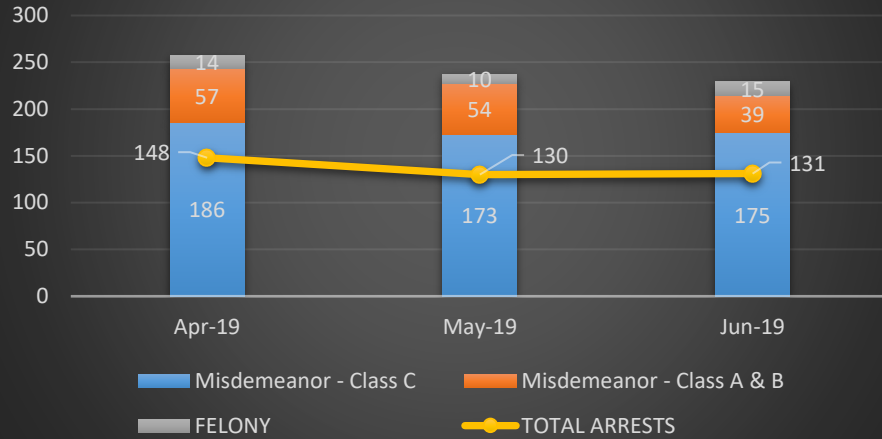


TRAFFIC SAFETY - ANNUAL COMPARISON

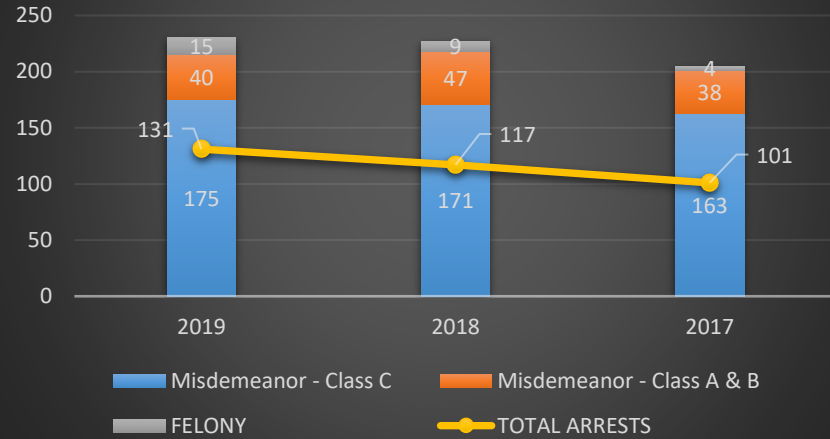


ANGLETON POLICE DEPARTMENT

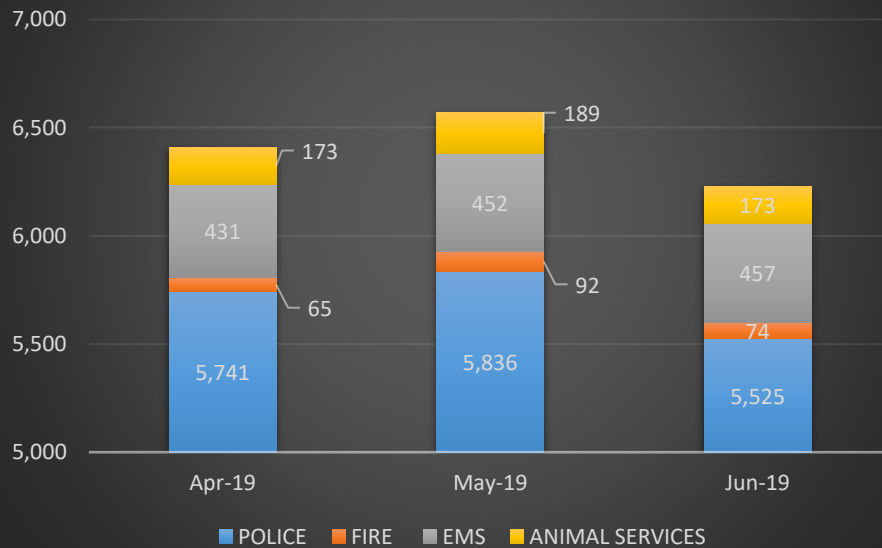
ARRESTS AND CHARGES - MONTHLY COMPARISON



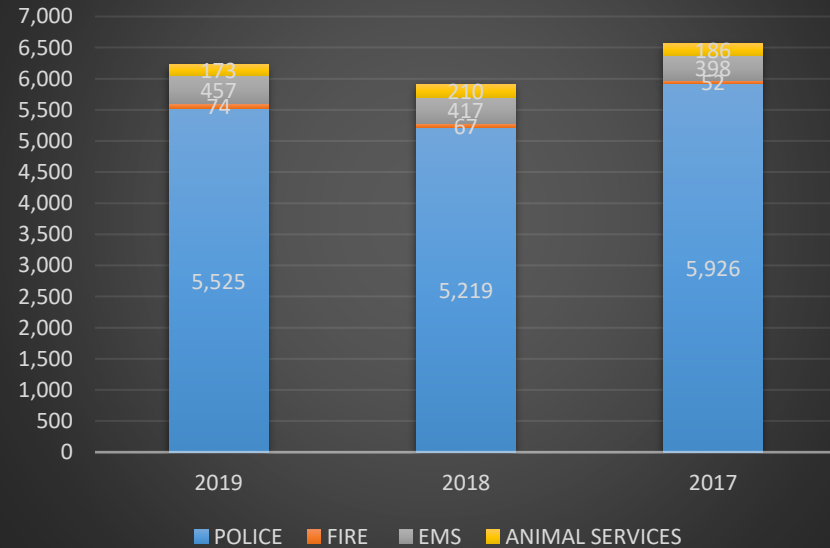
ARRESTS AND CHARGES - ANNUAL COMPARISON



CALLS FOR SERVICE - MONTHLY COMPARISON



CALLS FOR SERVICE - ANNUAL COMPARISON



ANGLETON POLICE DEPARTMENT

DISCLAIMER AND TRANSPARENCY IN REPORTING

*Documented Traffic Violations account only the number of violations in which a written warning or traffic citation was issued. Reasons for less traffic violations listed than traffic encounters includes, but is not limited too the following: An arrest was made for a higher charge and no warning/citation issued, verbal warning issued, a class C misdemeanor other than a traffic violation citation was issued (such as possession of drug paraphernalia), and/or a citation was issued only for the most serious violation with no warning for other violations issued.

**Other Class C Violations account for all class C Misdemeanor warnings/citations issued which may or may not have risen from a traffic violation, and may have been issued in lieu of a traffic violation.

(+)Busiest Day and Busiest Time is calculated based on mostly reactive calls for service (excluding traffic encounters), and excludes other types of calls for service including, but not limited too the following: ACO Carcass, BOLO, Business Check, Close Patrol, Delayed, Follow Up, Jail Check (TCO), Jail Duty (Officer), Only Ang Fire Department, Private Tow, Repossession, Ride Along, Sick Call, Street Department, Weather, and Water Department.

All information obtained on the date the report was prepared, and contains the information available from the police departments RMS and CAD systems up to that date. All numbers based on information obtained from RMS and CAD. All numbers have a margin of error of approximatley +/- 2%; however, accuracy is the number one priority in preparing this report. DPS state standards allows for a margin of error of 4% for NIBRS. The information in this report is not meant to replace official UCR/NIBRS reporting.