

ANGLETON POLICE DEPARTMENT



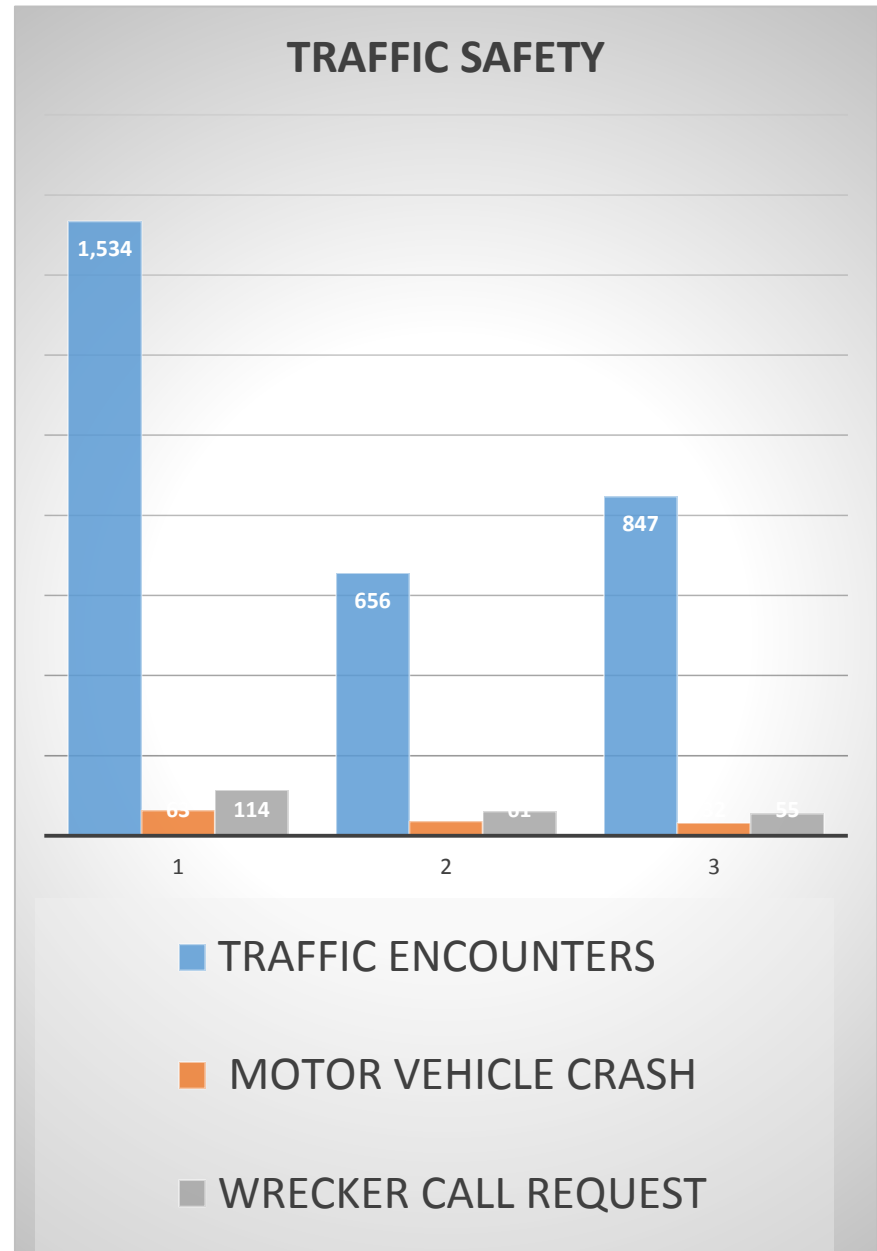
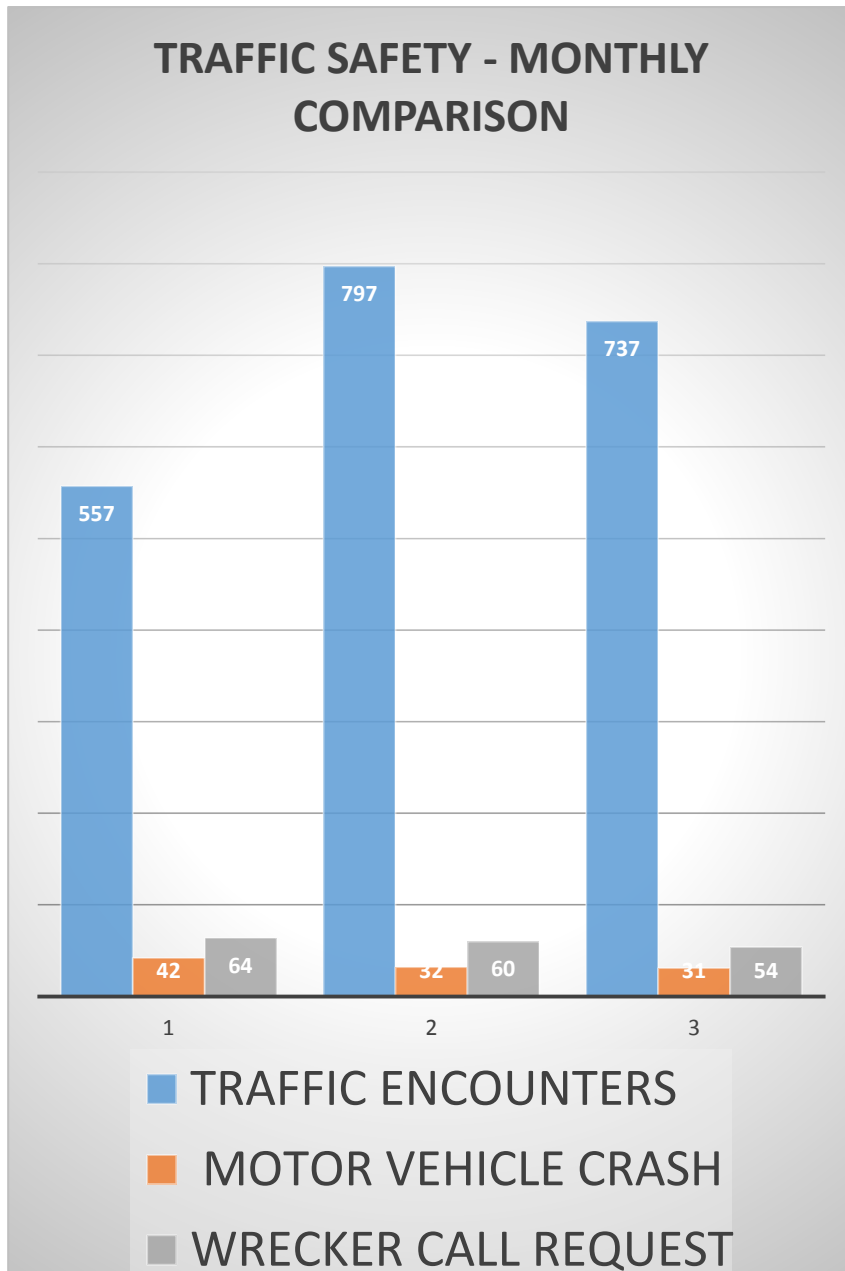
PRODUCTIVITY REPORT

MONTHLY COMPARISON

ANNUAL MONTHLY COMPARISON

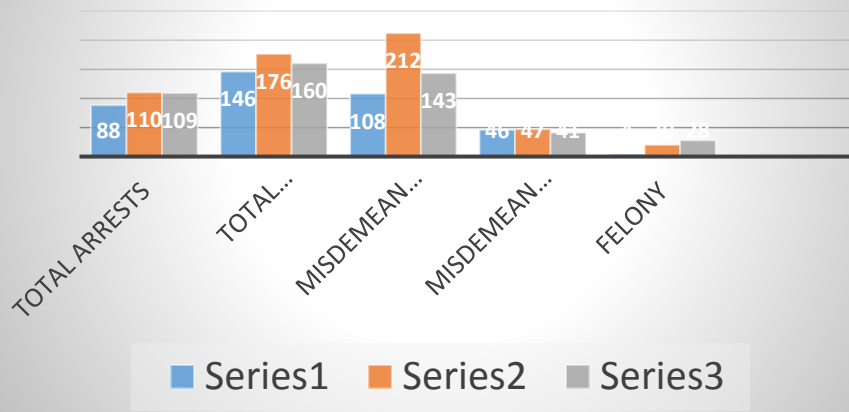
FEB OF 2019	2 Months Ago	Last Month	Current Month	YTD TOTAL	2019	2018	2017
TOTAL ARRESTS	88	110	109	219	219	123	102
TOTAL Charges	146	176	160	336	336	249	189
Misdemeanor - Class C	108	212	143	355	355	180	123
Misdemeanor - Class A&B	46	47	41	88	88	50	52
FELONY	4	20	28	48	48	14	11
TOTAL CALLS FOR SERVICES	4,270	5,483	4,947	10,430	10,430	4,740	5,587
POLICE	4,270	5,483	4,947	10,430	10,430	4,740	5,587
FIRE	76	64	56	120	120	35	43
EMS	415	421	358	779	779	394	364
ANIMAL SERVICES	136	157	121	278	278	134	243
AVERAGE RESP TIME - PRIORITY	5:08	4:37	5:45	5:06	5:06	5:12	4:14
AVERAGE RESP TIME - NON PRIORITY	4:25	3:38	3:16	3:27	3:27	1:53	3:14
BUSIEST DAY	MONDAY	THURSDAY	WEDNESDAY	THURSDAY	THURSDAY	TUESDAY	FRIDAY
BUSIEST TIMES	1700-1800	1700-1800	1700-1800	1700-1800	1700-1800	1700-1800	1700-1800
TRAFFIC SAFETY							
TRAFFIC ENCOUNTERS	557	797	737	1,534	1,534	656	847
MOTOR VEHICLE CRASH	42	32	31	63	63	36	32
AUTO - PEDESTRIAN ACCIDENTS	2	5	2	7	7	0	0
WRECKER CALL REQUEST	64	60	54	114	114	61	55
SPEEDING STUDIES	0	3	5		3	0	0
WARRANT SERVICES							
WARRANTS CLEARED	162	264	244	508	508	301	333
COLLECTION AMOUNT	62,703.00	94,202	92,574	186,776	186,776	111,098	114,924
TOTAL WARRANT ARRESTS	9	37	26	63	63	34	6
TOTAL COMMUNITY EVENTS							
TOTAL VOLUNTEER HOURS		85.5	67	152.5	152.5	0	0
TOTAL PTO HOURS	296	463	524	1283	1283		

ANGLETON POLICE DEPARTMENT

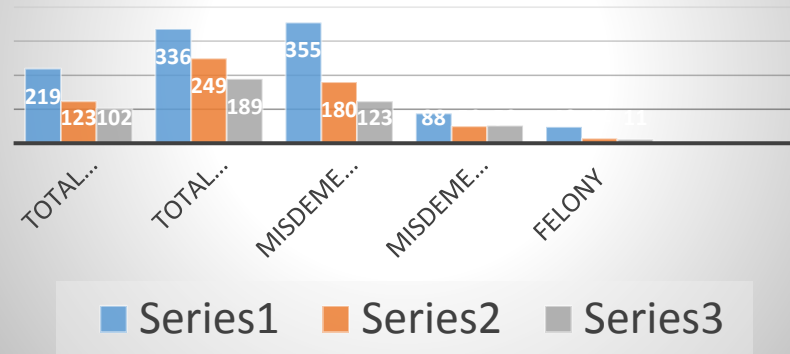


ANGLETON POLICE DEPARTMENT

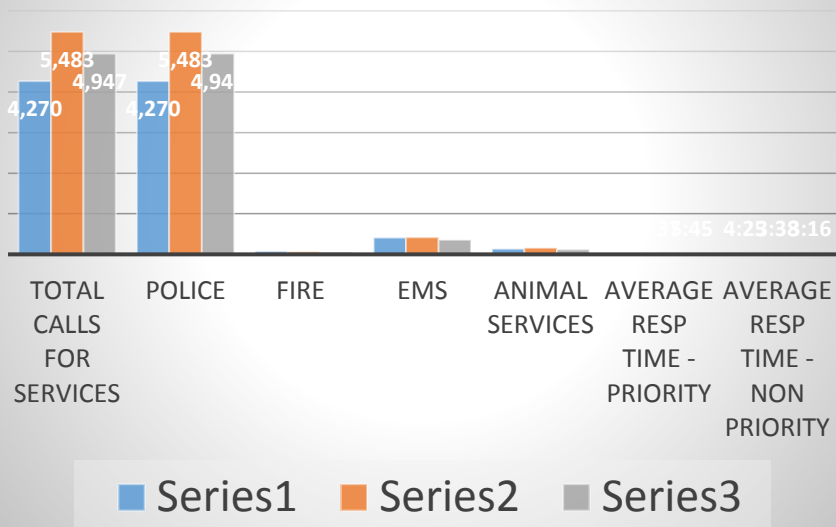
ARRESTS AND CHARGES - MONTHLY COMPARISON



ARRESTS AND CHARGES - ANNUAL MONTHLY COMPARISON



CALLS FOR SERVICE - MONTHLY COMPARISON



CALLS FOR SERVICE - ANNUAL MONTHLY COMPARISON

