

ANGLETON POLICE DEPARTMENT



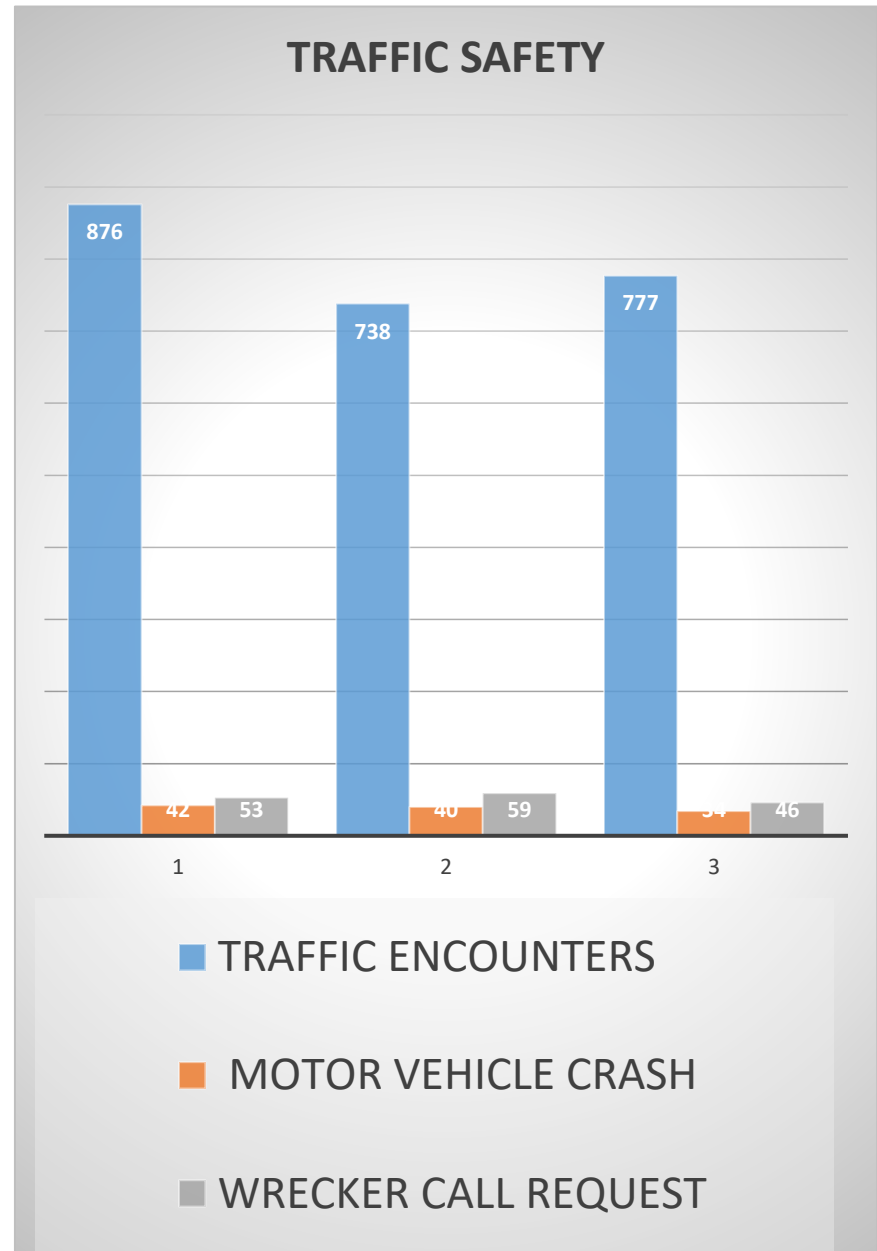
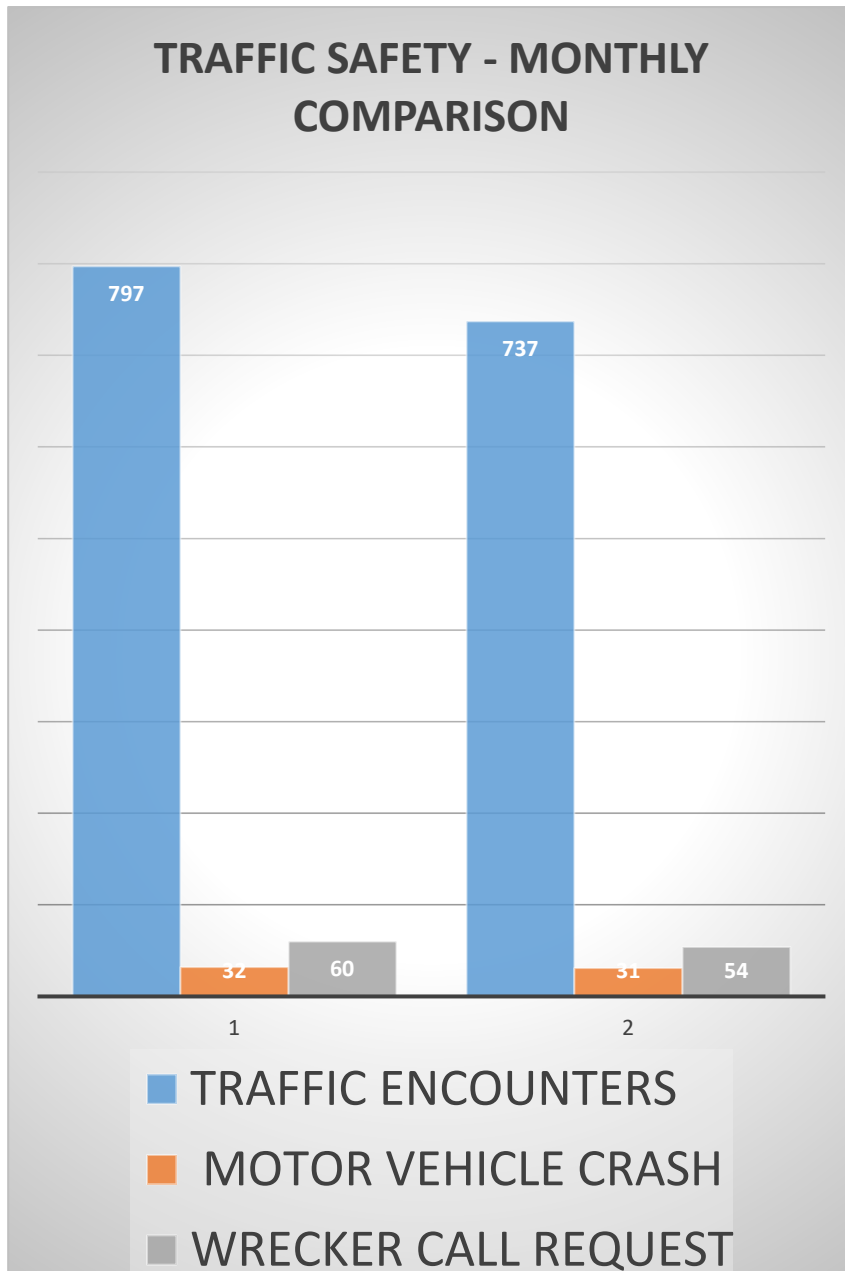
PRODUCTIVITY REPORT

MONTHLY COMPARISON

ANNUAL MONTHLY COMPARISON

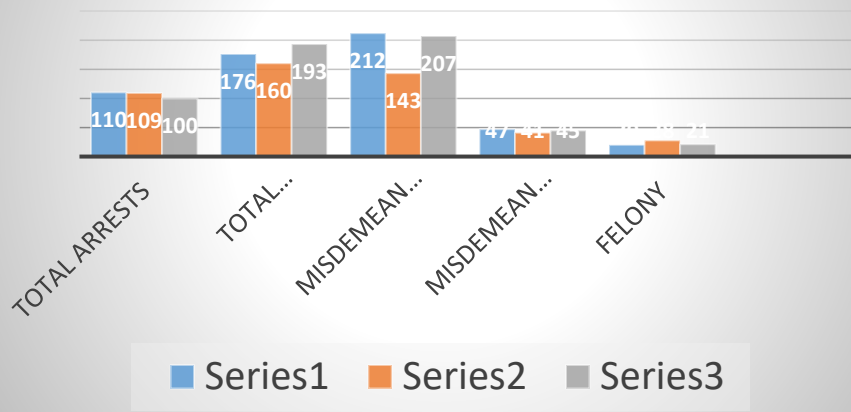
MARCH OF 2019	2 Months Ago	Last Month	Current Month	YTD TOTAL	2019	2018	2017
TOTAL ARRESTS	110	109	100	319	100	103	114
TOTAL Charges	176	160	193	336	193	177	208
Misdemeanor - Class C	212	143	207	529	207	119	157
Misdemeanor - Class A&B	47	41	45	133	45	44	32
FELONY	20	28	21	69	21	12	15
TOTAL CALLS FOR SERVICES	5,483	4,947	5,777	16,207	5,777	5,128	5,649
POLICE	5,483	4,947	5,777	16,207	5,777	5,128	5,649
FIRE	64	56	68	188	68	52	49
EMS	421	358	423	1202	423	410	385
ANIMAL SERVICES	157	121	183	461	183	244	176
AVERAGE RESP TIME - PRIORITY	4:37	5:45	5:19	5:11	5:19	4:35	5:05
AVERAGE RESP TIME - NON PRIORITY	3:38	3:16	4:18	3:46	4:18	5:43	4:08
BUSIEST DAY	THURSDAY	WEDNESDAY	SATURDAY	WEDNESDAY	SATURDAY	FRIDAY	WEDNESDAY
BUSIEST TIMES	1700-1800	1700-1800	1700-1800	1700-1800	1700-1800	1700-1800	1700-1800
TRAFFIC SAFETY							
TRAFFIC ENCOUNTERS	797	737	876	2,410	876	738	777
MOTOR VEHICLE CRASH	32	31	42	105	42	40	34
AUTO - PEDESTRIAN ACCIDENTS	5	2	0	7	0	0	0
WRECKER CALL REQUEST	60	54	53	167	53	59	46
SPEEDING STUDIES	3	5	0	8	0	0	0
WARRANT SERVICES							
WARRANTS CLEARED	264	244	267	775	267	186	209
COLLECTION AMOUNT	94,202	92,574	113,792.08	300,568	113,792.08	73,328	82,171
TOTAL WARRANT ARRESTS	37	26	31	94	31	16	8
TOTAL COMMUNITY EVENTS							
TOTAL VOLUNTEER HOURS	85.5	67			0	0	0
TOTAL PTO HOURS	463	524		1283	0		

ANGLETON POLICE DEPARTMENT

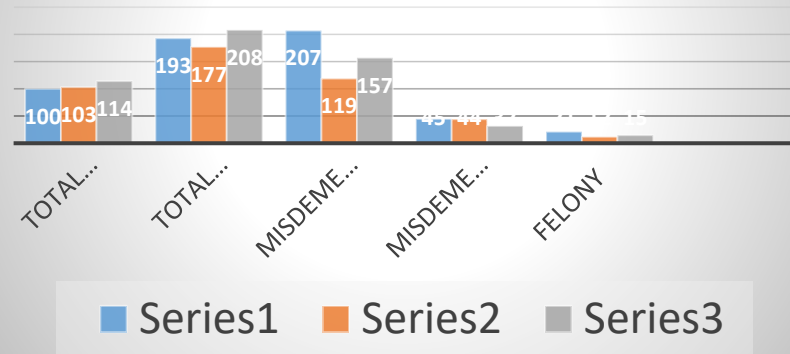


ANGLETON POLICE DEPARTMENT

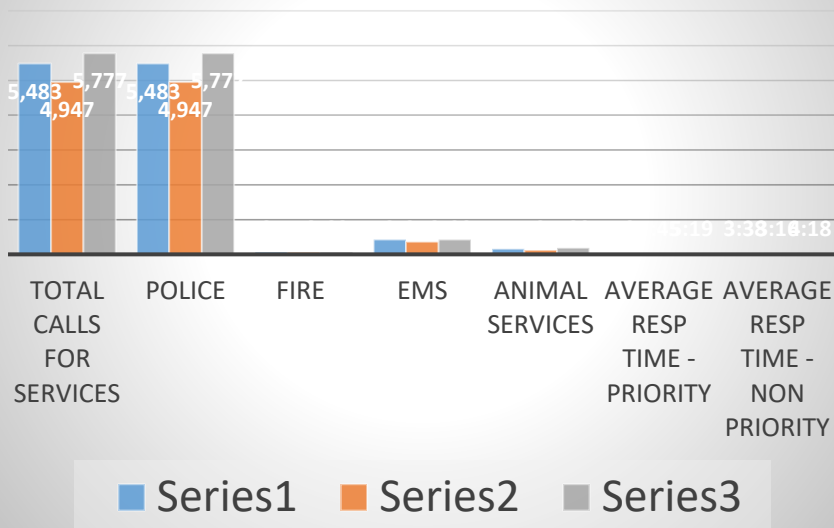
ARRESTS AND CHARGES - MONTHLY COMPARISON



ARRESTS AND CHARGES - ANNUAL MONTHLY COMPARISON



CALLS FOR SERVICE - MONTHLY COMPARISON



CALLS FOR SERVICE - ANNUAL MONTHLY COMPARISON

