

ANGLETON POLICE DEPARTMENT



PRODUCTIVITY REPORT

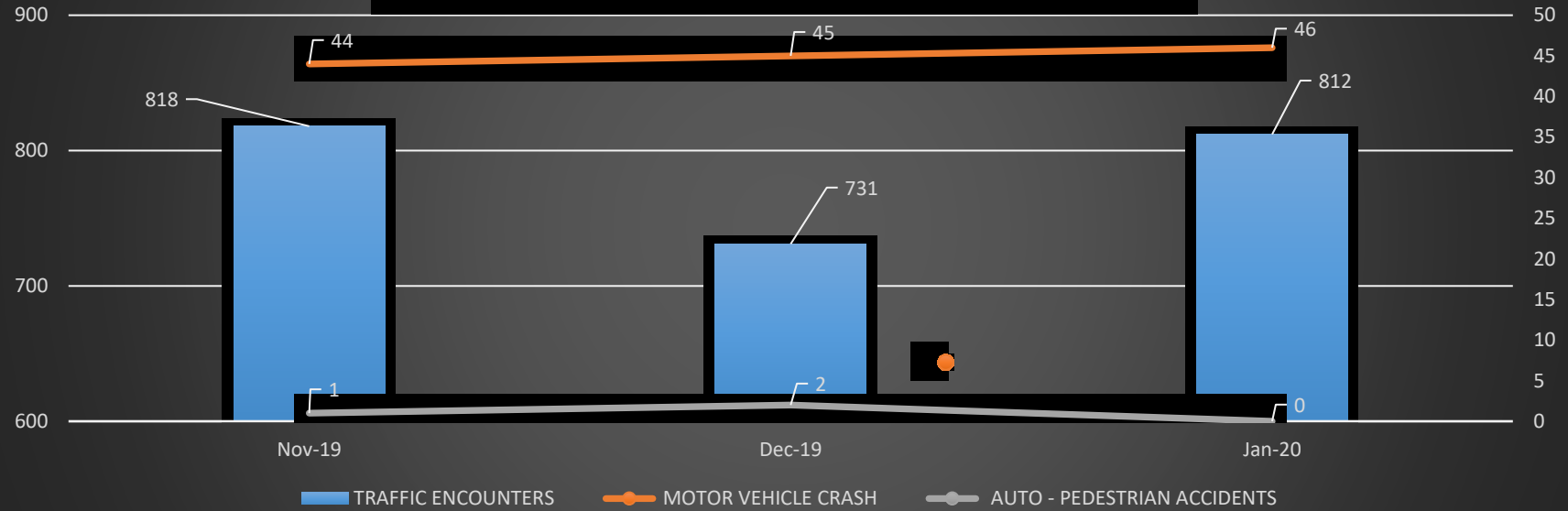
MONTHLY COMPARISON

ANNUAL MONTHLY COMPARISON

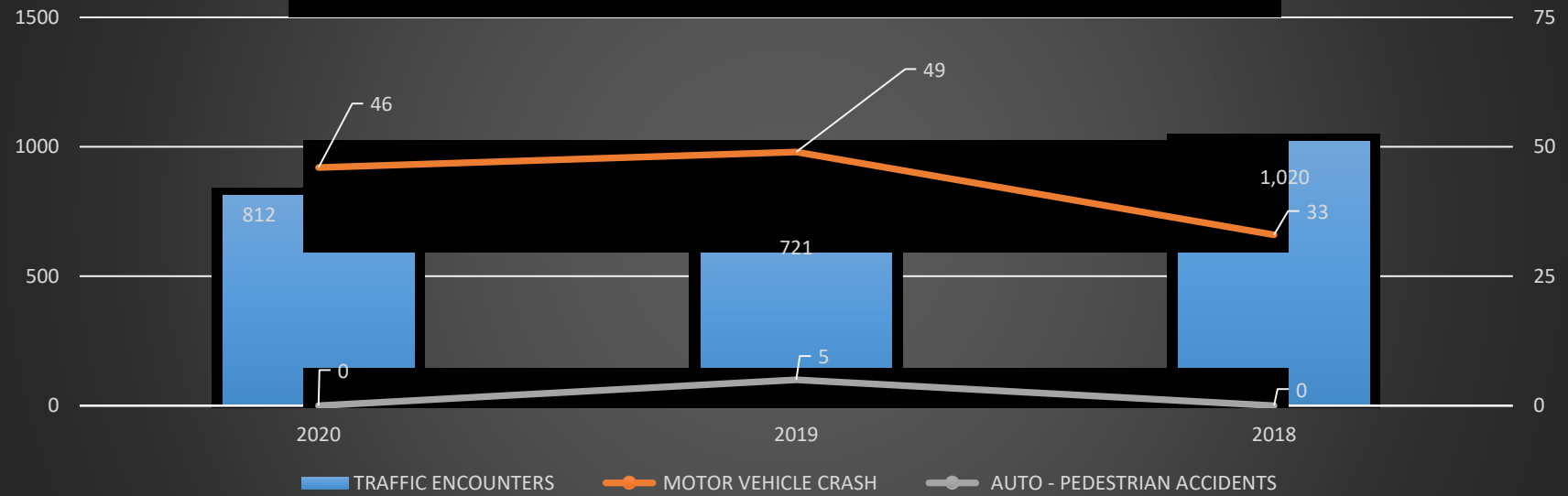
	Nov-19	Dec-19	Jan-20	YTD TOTAL	2020	2019	2018
TOTAL ARRESTS	117	104	120	120	120	148	104
TOTAL Charges	225	150	179	179	179	277	201
Misdemeanor - Class C	124	105	123	123	123	205	143
Misdemeanor - Class A & B	44	35	41	41	41	59	44
FELONY	13	10	15	15	15	13	14
TOTAL CALLS FOR SERVICES	5,850	6,264	6,065	6065	6,065	6,125	6,209
POLICE	5,331	5,714	5,610	5,610	5,610	5,483	5,583
FIRE	48	60	38	38	38	64	56
EMS	388	429	356	356	356	421	391
ANIMAL SERVICES	83	61	61	61	61	157	179
AVERAGE RESP TIME - PRIORITY	4:44	5:05	4:36	4:36	4:36	5:13	4:19
AVERAGE RESP TIME - NON PRIORITY	2:18	4:17	1:56	1:56	1:56	4:04	3:12
BUSIEST DAY(+)	FRIDAY	TUESDAY	THURSDAY	THURSDAY	THURSDAY	THURSDAY	WEDNESDAY
BUSIEST TIMES(+)	1400-1500	1500-1600	1400-1500	1400-1500	1400-1500	1000-1100	1300-1400
TRAFFIC SAFETY							
TRAFFIC ENCOUNTERS	818	731	812	812	812	721	1,020
DOCUMENTED TRAFFIC VIOLATIONS*	842	777	894	894	894	756	993
OTHER CLASS C VIOLATIONS**	29	25	33	33	33	44	24
MOTOR VEHICLE CRASH	44	45	46	46	46	49	33
AUTO - PEDESTRIAN ACCIDENTS	1	2	0	0	0	5	0
SPEEDING STUDIES	3	0	0	0	0	3	0
WARRANT SERVICES							
WARRANTS CLEARED	198	161	202	202	202	264	173
COLLECTION AMOUNT CLEARED	74,799	59,685	74,642	74,642	74,642	94,202	65,627
ESTIMATED MONEY RECEIVED	13,828	9,923	21,235	21,235	21,235	n/a	n/a
TOTAL WARRANT ARRESTS	35	28	34	34	34	37	23
ADMIN CONSIDERATIONS							
TOTAL COMMUNITY EVENTS	3	1	0	0	0	0	n/a
TOTAL VOLUNTEER HOURS	55	25	126	126	126	88.5	n/a
TOTAL PTO HOURS	923.2	919	952.05	952.05	952.05	463	n/a

ANGLETON POLICE DEPARTMENT

TRAFFIC SAFETY MONTHLY COMPARISON

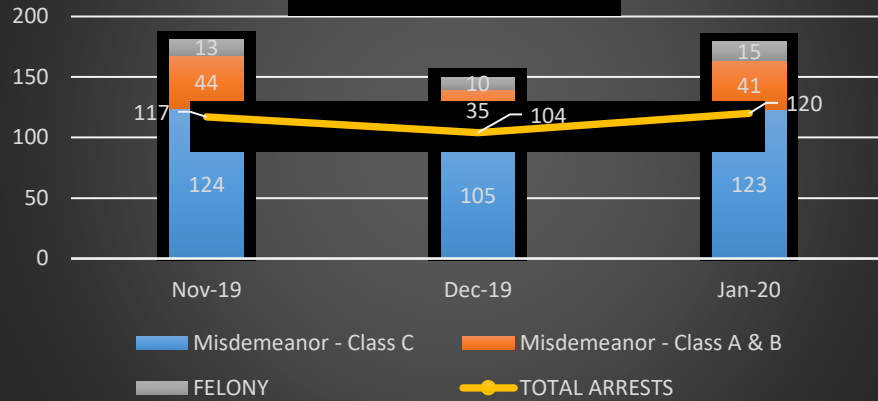


TRAFFIC SAFETY ANNUAL MONTHLY COMPARISON

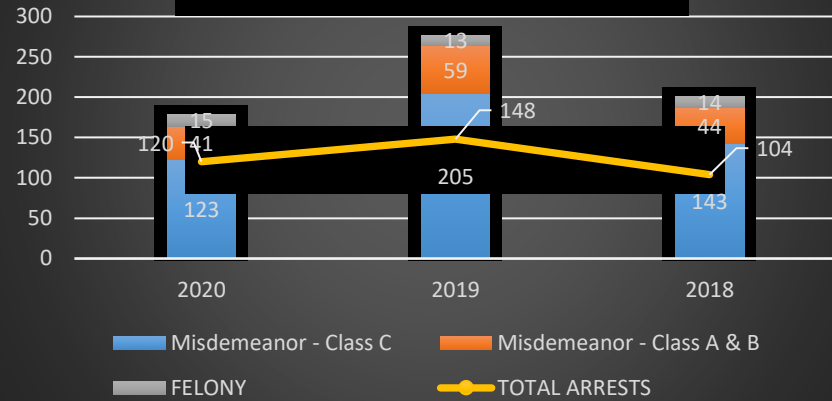


ANGLETON POLICE DEPARTMENT

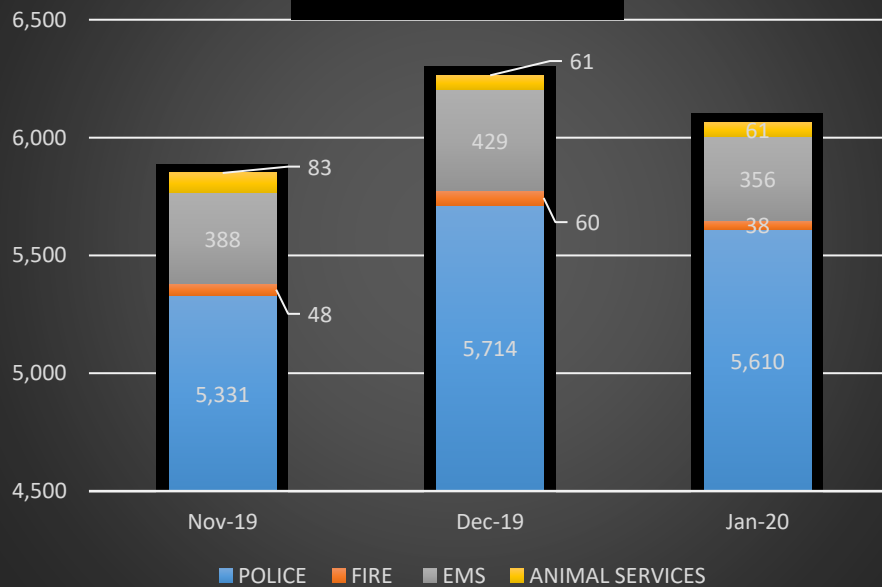
ARRESTS AND CHARGES - MONTHLY COMPARISON



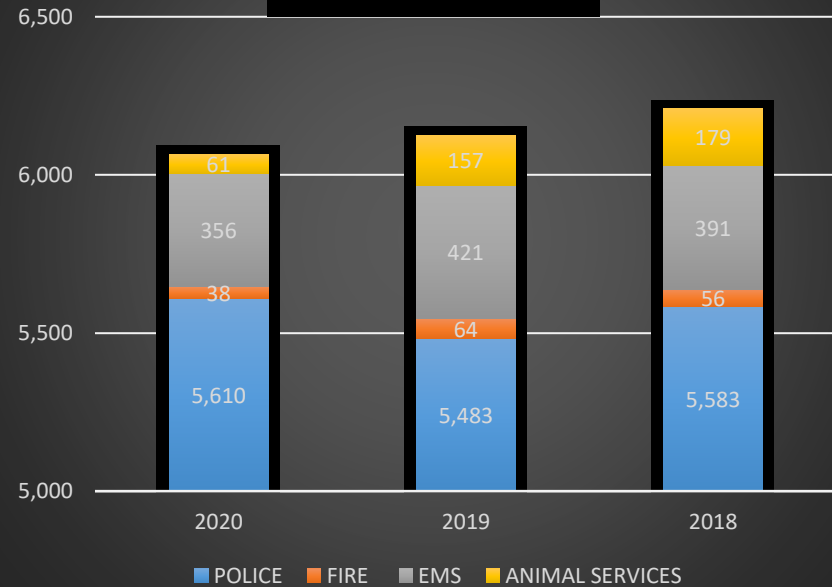
ARRESTS AND CHARGES - ANNUAL COMPARISON



CALLS FOR SERVICE - MONTHLY COMPARISON



CALLS FOR SERVICE - ANNUAL COMPARISON



ANGLETON POLICE DEPARTMENT

DISCLAIMER AND TRANSPARENCY IN REPORTING

*Documented Traffic Violations account only the number of violations in which a written warning or traffic citation was issued. Reasons for less traffic violations listed than traffic encounters includes, but is not limited too the following: An arrest was made for a higher charge and no warning/citation issued, verbal warning issued, a class C misdemeanor other than a traffic violation citation was issued (such as possession of drug paraphernalia), and/or a citation was issued only for the most serious violation with no warning for other violations issued.

**Other Class C Violations account for all class C Misdemeanor warnings/citations issued which may or may not have risen from a traffic violation, and may have been issued in lieu of a traffic violation.

(+)Busiest Day and Busiest Time is calculated based on mostly reactive calls for service (but includes traffic encounters), and excludes other types of calls for service including, but not limited too the following: ACO Carcass, BOLO, Business Check, Close Patrol, Delayed, Follow Up, Jail Check (TCO), Jail Duty (Officer), Only Ang Fire Department, Private Tow, Repossession, Ride Along, Sick Call, Street Department, Weather, and Water Department.

All information obtained on the date the report was prepared, and contains the information available from the police departments RMS and CAD systems up to that date. All numbers based on information obtained from RMS and CAD. All numbers have a margin of error of approximatley +/- 2%; however, accuracy is the number one priority in preparing this report. DPS state standards allows for a margin of error of 4% for NIBRS. The information in this report is not meant to replace official UCR/NIBRS reporting.

ANGLETON POLICE DEPARTMENT

Busiest Call Time: Monthly

