
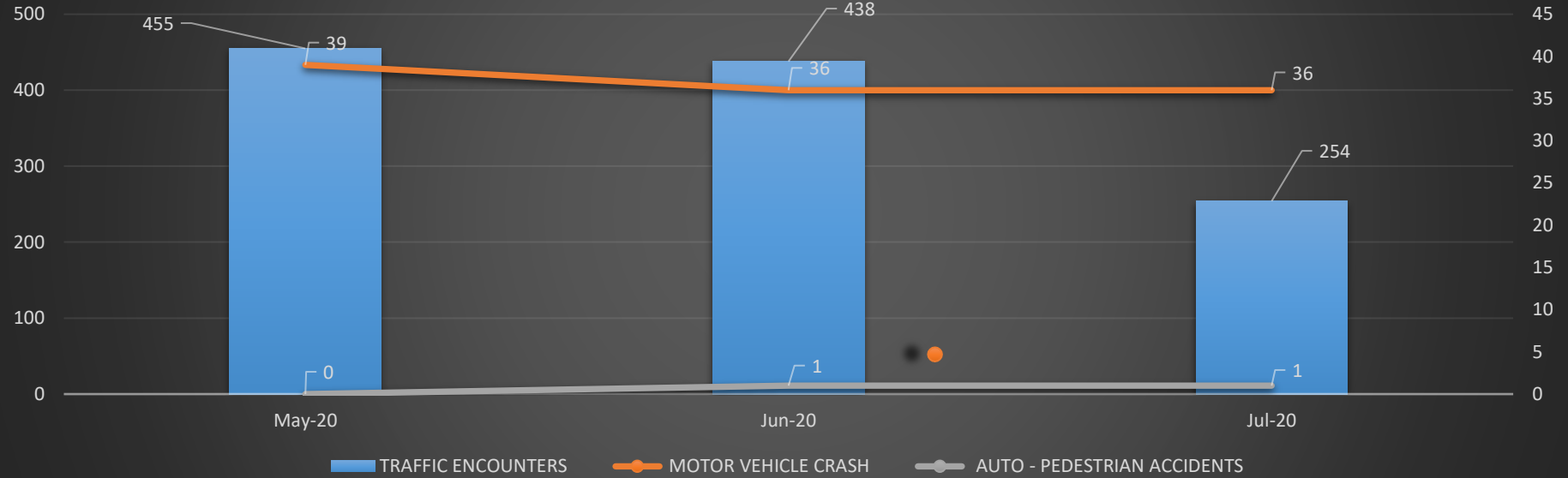


# ANGLETON POLICE DEPARTMENT

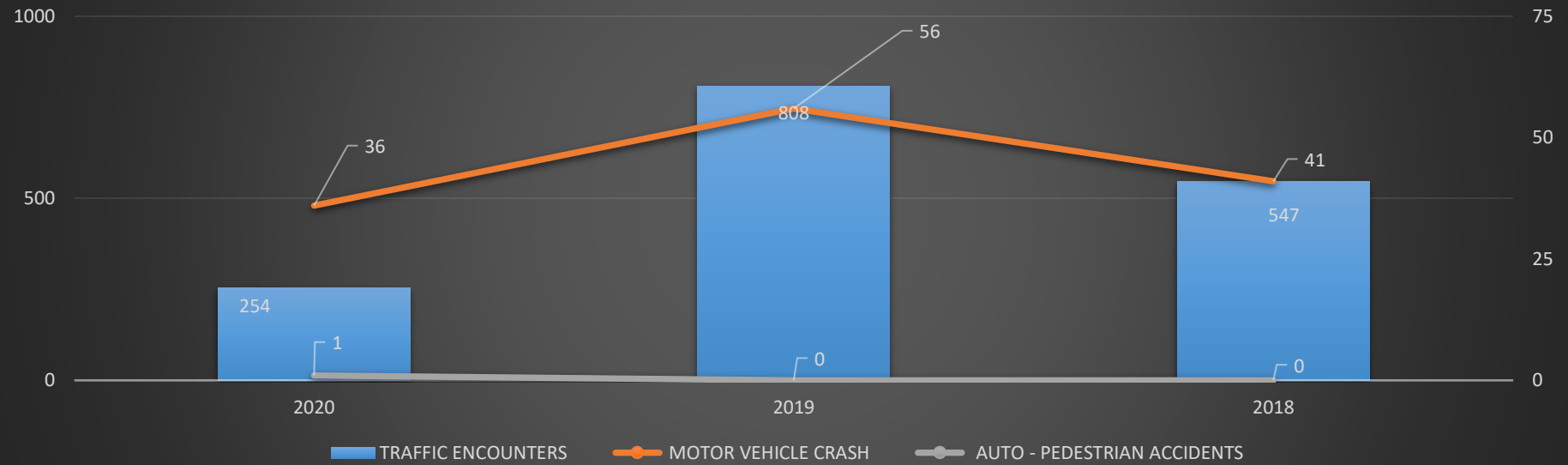
 <b>PRODUCTIVITY REPORT</b>	MONTHLY COMPARISON				ANNUAL MONTHLY COMPARISON		
	May-20	Jun-20	Jul-20	YTD TOTAL	2020	2019	2018
<b>TOTAL ARRESTS</b>	21	77	78	481	78	146	102
<b>TOTAL Charges</b>	24	115	133	738	133	277	206
<b>Misdemeanor - Class C</b>	0	80	101	494	101	212	159
<b>Misdemeanor - Class A &amp; B</b>	16	25	18	170	18	45	35
<b>FELONY</b>	8	10	14	74	14	20	12
<b>TOTAL CALLS FOR SERVICES</b>	6,411	6,464	6,815	57994	6,815	5,381	5,095
<b>POLICE</b>	5,804	5,924	6,174	53432	6,174	4,808	4,440
<b>FIRE</b>	86	67	92	515	92	66	66
<b>EMS</b>	434	404	487	3518	487	451	383
<b>ANIMAL SERVICES</b>	87	69	62	529	62	56	206
<b>AVERAGE RESP TIME - PRIORITY</b>	5:00	4:05	5:25	4:39	5:25	5:00	5:06
<b>AVERAGE RESP TIME - NON PRIORITY</b>	1:46	1:33	2:16	1:49	2:16	3:01	5:19
<b>BUSIEST DAY(+)</b>	FRIDAY	TUESDAY	THURSDAY	FRIDAY	THURSDAY	TUESDAY	TUESDAY
<b>BUSIEST TIMES(+)</b>	1200-1300	1900-2000	2100-2200	1400-1600	2100-2200	1000-1100 & 1200-1300	1000-1200
<b>TRAFFIC SAFETY</b>							
<b>TRAFFIC ENCOUNTERS</b>	455	438	254	3226	254	808	547
<b>DOCUMENTED TRAFFIC VIOLATIONS*</b>	503	475	259	3560	259	820	619
<b>OTHER CLASS C VIOLATIONS**</b>	17	16	16	125	16	28	13
<b>MOTOR VEHICLE CRASH</b>	39	36	36	284	36	56	41
<b>AUTO - PEDESTRIAN ACCIDENTS</b>	0	1	1	2	1	0	0
<b>SPEEDING STUDIES</b>	0	4	3	7	3	4	0
<b>WARRANT SERVICES</b>							
<b>WARRANTS CLEARED</b>	32	140	162	937	162	270	335
<b>COLLECTION AMOUNT CLEARED</b>	\$10,851	\$43,840	\$60,884.17	\$435,788.69	\$ 60,884.00	98,329	125,845
<b>ESTIMATED MONEY RECEIVED</b>	\$5,972	\$10,860	\$10,387.38	\$89,071.02	\$ 10,387.00	n/a	n/a
<b>TOTAL WARRANT ARRESTS</b>	0	34	48	178	48	47	37
<b>ADMIN CONSIDERATIONS</b>							
<b>TOTAL COMMUNITY EVENTS</b>	0	1	0	1	0	2	n/a
<b>TOTAL VOLUNTEER HOURS</b>	0	0	0	253	0	47	n/a
<b>TOTAL PTO HOURS</b>	526.84	930.5	499.32	4786.34	499.32	628	n/a

# ANGLETON POLICE DEPARTMENT

## TRAFFIC SAFETY - MONTHLY COMPARISON



## TRAFFIC SAFETY - ANNUAL MONTHLY COMPARISON



# ANGLETON POLICE DEPARTMENT

---

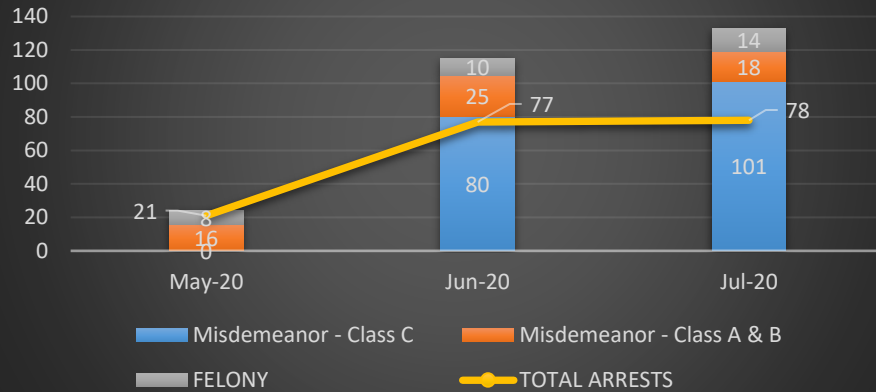
Prepared by: ELIZABETH BARR / TIMOTHY TAYLOR  
Prepared Date: 08/04/2020

Productivity Report  
JULY 2020

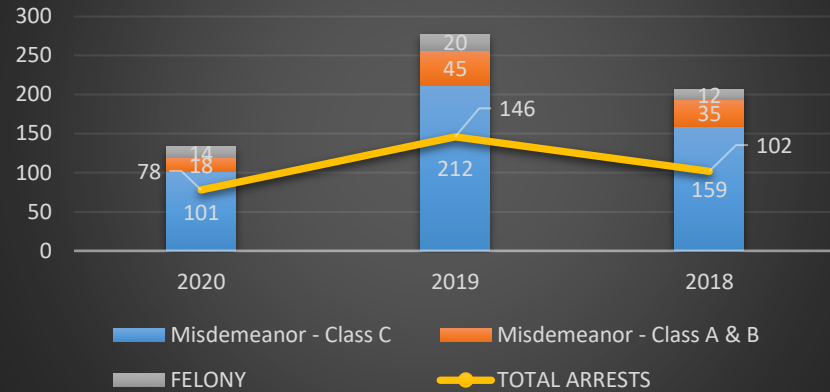
*AARON AUSMUS*  
*CHIEF OF POLICE*

# ANGLETON POLICE DEPARTMENT

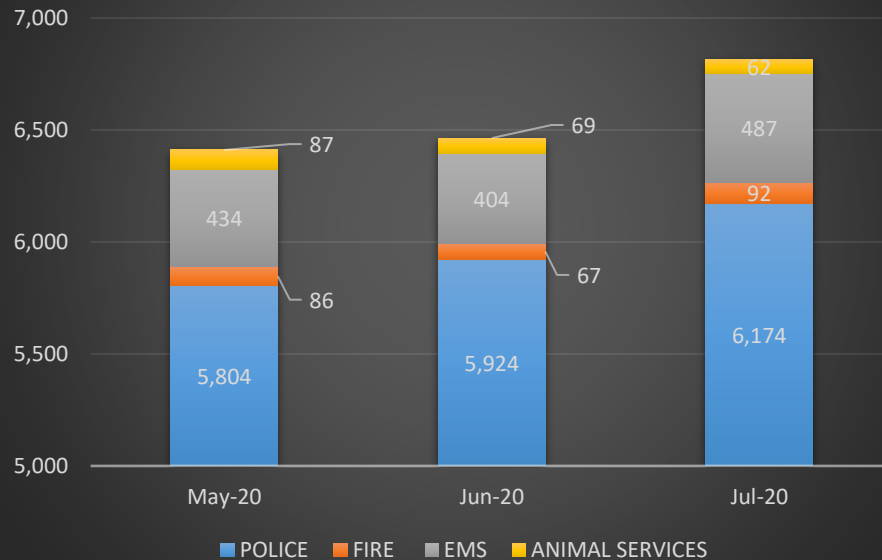
## ARRESTS AND CHARGES - MONTHLY COMPARISON



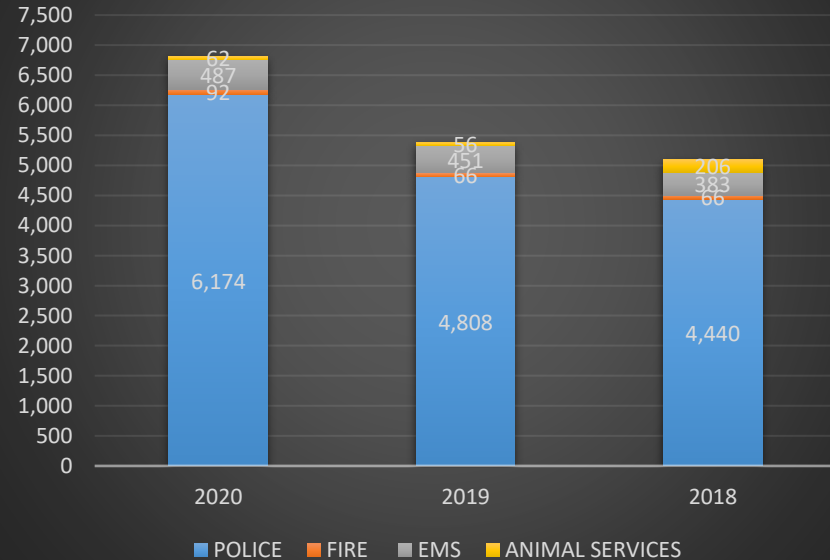
## ARRESTS AND CHARGES - ANNUAL COMPARISON



## CALLS FOR SERVICE - MONTHLY COMPARISON



## CALLS FOR SERVICE - ANNUAL COMPARISON



# ANGLETON POLICE DEPARTMENT

## DISCLAIMER AND TRANSPARENCY IN REPORTING

\*Documented Traffic Violations account only the number of violations in which a written warning or traffic citation was issued. Reasons for less traffic violations listed than traffic encounters includes, but is not limited too the following: An arrest was made for a higher charge and no warning/citation issued, verbal warning issued, a class C misdemeanor other than a traffic violation citation was issued (such as possession of drug paraphernalia), and/or a citation was issued only for the most serious violation with no warning for other violations issued.

\*\*Other Class C Violations account for all class C Misdemeanor warnings/citations issued which may or may not have risen from a traffic violation, and may have been issued in lieu of a traffic violation.

(+)Busiest Day and Busiest Time is calculated based on mostly reactive calls for service (but includes traffic encounters), and excludes other types of calls for service including, but not limited too the following: ACO Carcass, BOLO, Business Check, Close Patrol, Delayed, Follow Up, Jail Check (TCO), Jail Duty (Officer), Only Ang Fire Department, Private Tow, Repossession, Ride Along, Sick Call, Street Department, Weather, and Water Department.

All information obtained on the date the report was prepared, and contains the information available from the police departments RMS and CAD systems up to that date. All numbers based on information obtained from RMS and CAD. All numbers have a margin of error of approximatley +/- 2%; however, accuracy is the number one priority in preparing this report. DPS state standards allows for a margin of error of 4% for NIBRS. The information in this report is not meant to replace official UCR/NIBRS reporting.

# ANGLETON POLICE DEPARTMENT

Prepared by: ELIZABETH BARR / TIMOTHY TAYLOR  
Prepared Date: 08/04/2020

Productivity Report  
JULY 2020

*AARON AUSMUS*  
*CHIEF OF POLICE*

# ANGLETON POLICE DEPARTMENT

## Busiest Call Times - Monthly

