


ANGLETON POLICE DEPARTMENT

 PRODUCTIVITY REPORT	MONTHLY COMPARISON				ANNUAL MONTHLY COMPARISON		
	Jul-20	Aug-20	Sep-20	YTD TOTAL	2020	2019	2018
TOTAL ARRESTS	78	78	85	646	85	152	95
TOTAL Charges	133	138	137	1013	137	230	171
Misdemeanor - Class C	101	84	83	661	83	167	185
Misdemeanor - Class A & B	18	37	39	246	39	36	30
FELONY	14	17	14	105	14	20	22
TOTAL CALLS FOR SERVICES	6,815	6,771	6,724	71489	6,724	5,617	6,307
POLICE	6,174	6,195	6,163	65790	6,163	5,112	5,625
FIRE	92	74	75	664	75	54	62
EMS	487	438	428	4384	428	394	407
ANIMAL SERVICES	62	64	58	651	58	57	213
AVERAGE RESP TIME - PRIORITY	5:25	4:50	4:59	4:43	4:59	4:33	5:06
AVERAGE RESP TIME - NON PRIORITY	2:16	3:31	2:36	2:06	2:36	2:28	3:45
BUSIEST DAY(†)	THURSDAY	MONDAY	WEDNESDAY	FRIDAY	WEDNESDAY	MONDAY	TUESDAY
BUSIEST TIMES(†)	2100-2200	1400-1500	1500-1600	1400-1600	1500-1600	1500-1600	0900-1100
TRAFFIC SAFETY							
TRAFFIC ENCOUNTERS	254	433	528	4187	528	793	707
DOCUMENTED TRAFFIC VIOLATIONS*	259	409	534	4507	534	849	772
OTHER CLASS C VIOLATIONS**	16	31	20	176	20	44	20
MOTOR VEHICLE CRASH	36	45	43	372	43	56	57
AUTO - PEDESTRIAN ACCIDENTS	0	1	0	3	0	0	1
SPEEDING STUDIES	3	5	0	12	0	1	0
WARRANT SERVICES							
WARRANTS CLEARED	162	151	163	1251	163	254	218
COLLECTION AMOUNT CLEARED	\$60,884.17	\$52,293	\$ 54,857.09	\$ 542,938.69	\$ 54,857.00	\$ 99,601.89	80,951
ESTIMATED MONEY RECEIVED	\$10,387.38	\$3,435	\$ 13,526.78	\$ 106,033.02	\$ 13,527.00	\$ 14,146.25	n/a
TOTAL WARRANT ARRESTS	48	31	18	227	18	52	16
ADMIN CONSIDERATIONS							
TOTAL COMMUNITY EVENTS	0	0	2	3	2	2	n/a
TOTAL VOLUNTEER HOURS	0	0	0	0	0	54.5	n/a
TOTAL PTO HOURS	499.32	507.5	467.5	6196.84	467.5	457.45	324

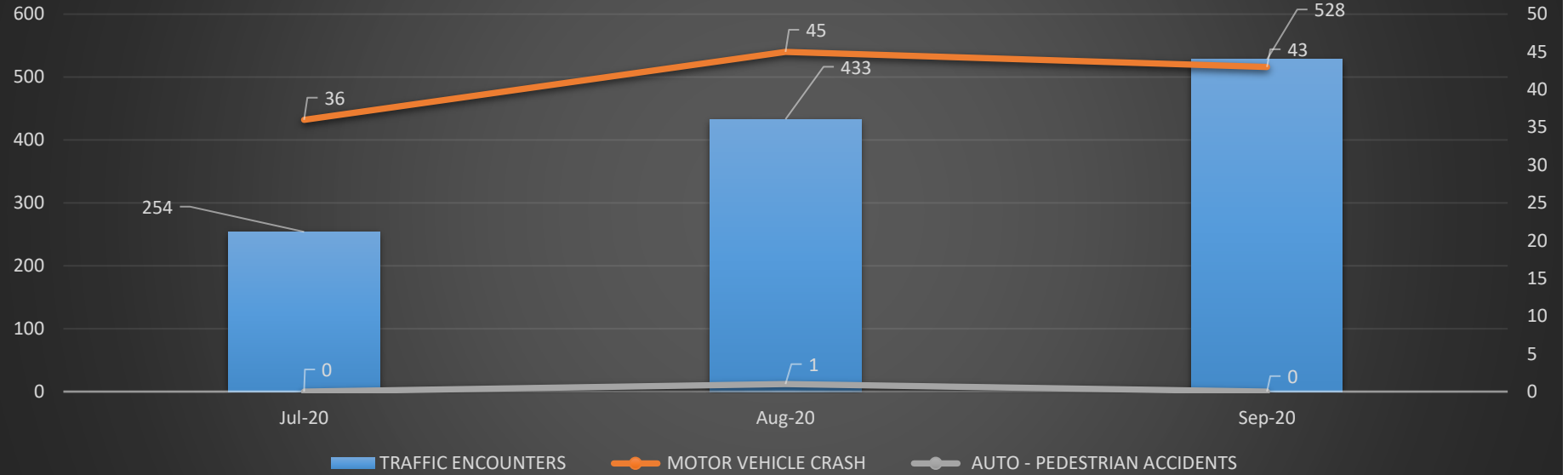
Prepared by: ELIZABETH BARR / TIMOTHY TAYLOR
 Prepared Date: 10/14/2020

Productivity Report
 SEPTEMBER 2020

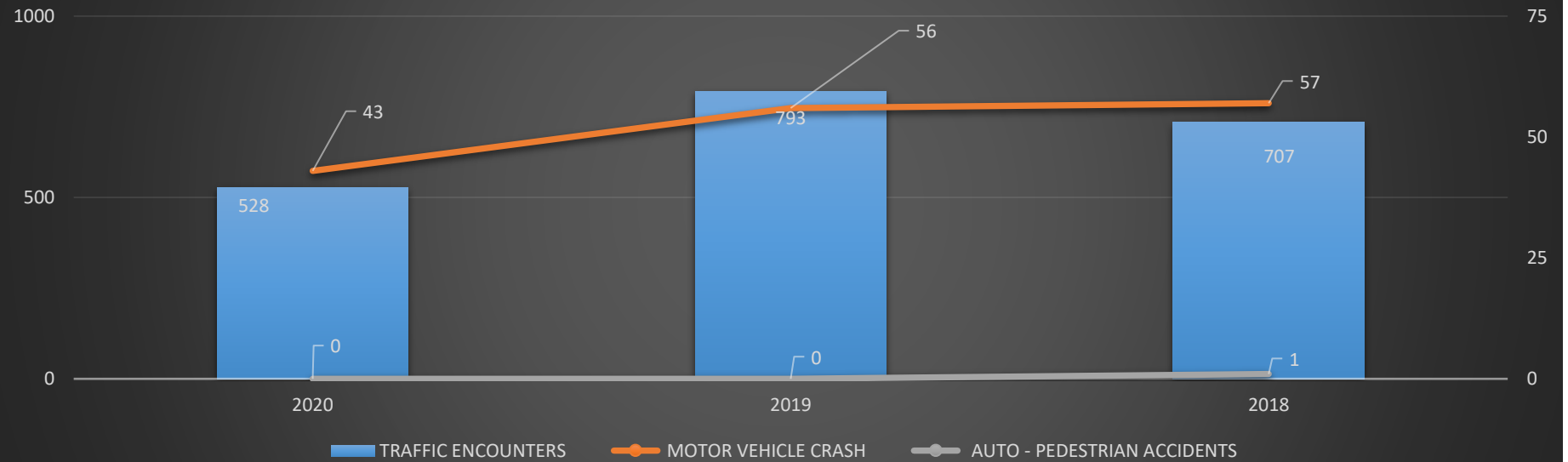
AARON AUSMUS
 CHIEF OF POLICE

ANGLETON POLICE DEPARTMENT

TRAFFIC SAFETY - MONTHLY COMPARISON

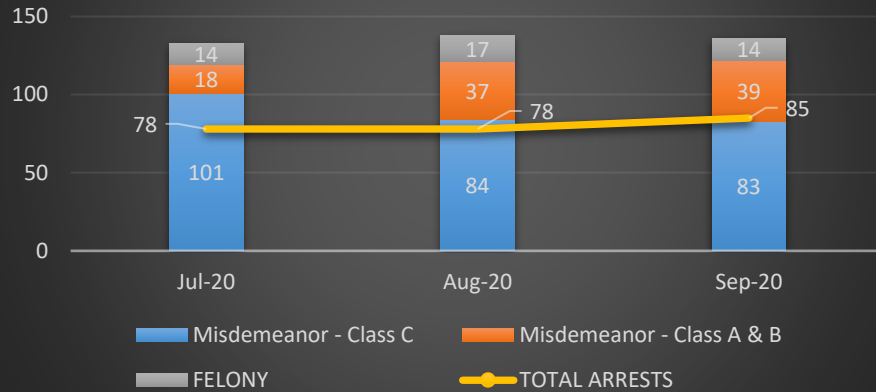


TRAFFIC SAFETY - ANNUAL MONTHLY COMPARISON

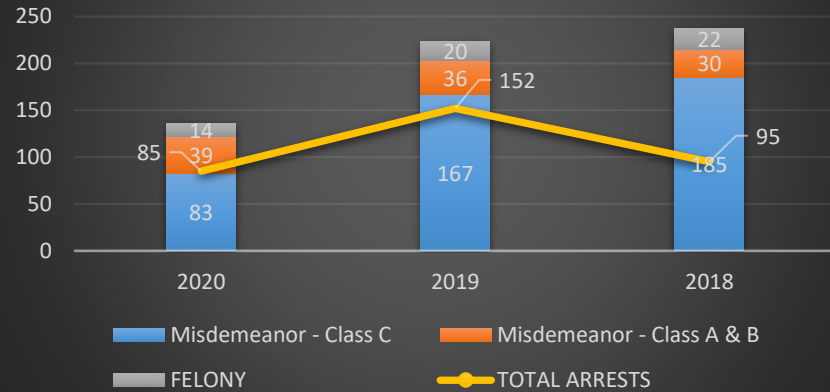


ANGLETON POLICE DEPARTMENT

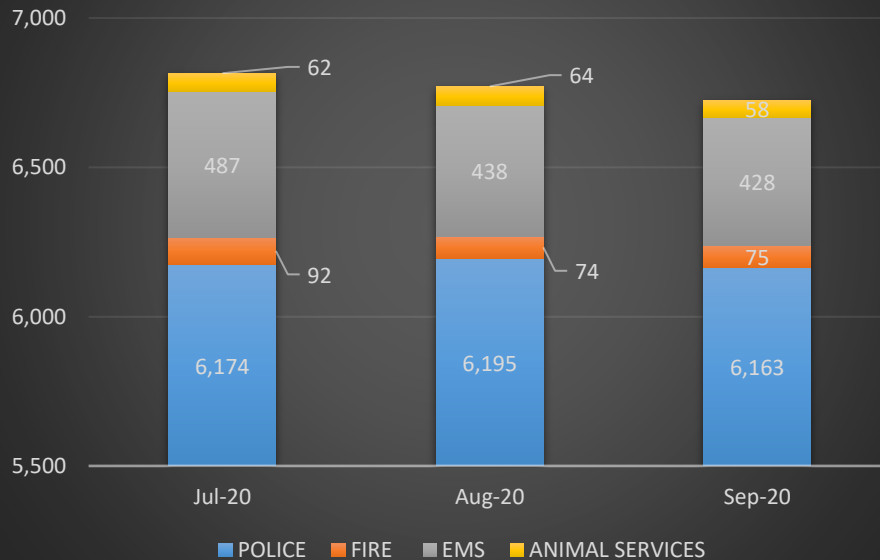
ARRESTS AND CHARGES - MONTHLY COMPARISON



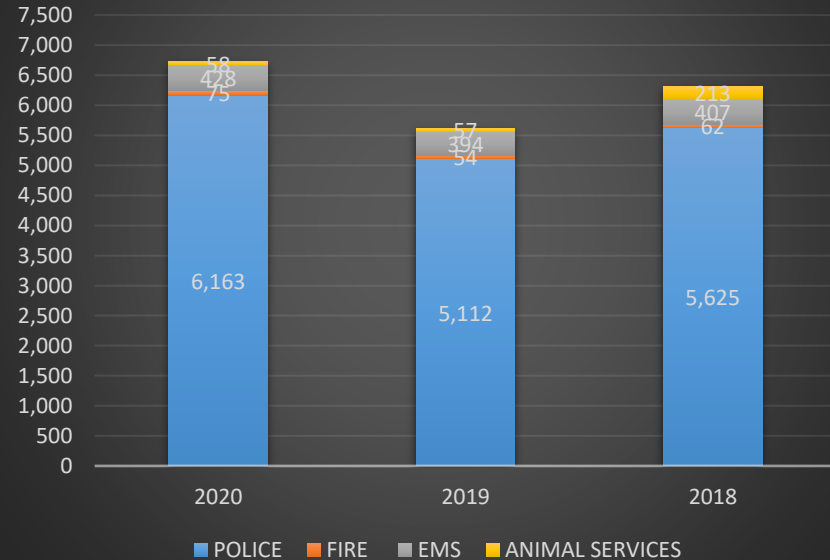
ARRESTS AND CHARGES - ANNUAL COMPARISON



CALLS FOR SERVICE - MONTHLY COMPARISON



CALLS FOR SERVICE - ANNUAL COMPARISON



ANGLETON POLICE DEPARTMENT

DISCLAIMER AND TRANSPARENCY IN REPORTING

*Documented Traffic Violations account only the number of violations in which a written warning or traffic citation was issued. Reasons for less traffic violations listed than traffic encounters includes, but is not limited too the following: An arrest was made for a higher charge and no warning/citation issued, verbal warning issued, a class C misdemeanor other than a traffic violation citation was issued (such as possession of drug paraphernalia), and/or a citation was issued only for the most serious violation with no warning for other violations issued.

**Other Class C Violations account for all class C Misdemeanor warnings/citations issued which may or may not have risen from a traffic violation, and may have been issued in lieu of a traffic violation.

(†)Busiest Day and Busiest Time is calculated based on mostly reactive calls for service (but includes traffic encounters), and excludes other types of calls for service including, but not limited too the following: ACO Carcass, BOLO, Business Check, Close Patrol, Delayed, Follow Up, Jail Check (TCO), Jail Duty (Officer), Only Ang Fire Department, Private Tow, Repossession, Ride Along, Sick Call, Street Department, Weather, and Water Department.

All information obtained on the date the report was prepared, and contains the information available from the police departments RMS and CAD systems up to that date. All numbers based on information obtained from RMS and CAD. All numbers have a margin of error of approximatley +/- 2%; however, accuracy is the number one priority in preparing this report. DPS state standards allows for a margin of error of 4% for NIBRS. The information in this report is not meant to replace official UCR/NIBRS reporting.

(‡)Crime rate calculated based upon a population rate of 19,650 which was the population for the City of Angleton used by the FBI 2018 UCR crime statistics (which consist mostly of crimes against persons and property) listed in Table 8. 2018 crime statistics from other cities also taken from FBI Table 8 which is averaged by month (<https://ucr.fbi.gov/crime-in-the-u.s/2018/crime-in-the-u.s.-2018/tables/table-8/table-8-state-cuts/texas.xls>).

ANGLETON POLICE DEPARTMENT

Busiest Call Times - Monthly

