

ANGLETON POLICE DEPARTMENT



PRODUCTIVITY REPORT

	MONTHLY COMPARISON				ANNUAL MONTHLY COMPARISON		
	Oct-20	Nov-20	Dec-20	YTD TOTAL	2020	2019	2018
TOTAL ARRESTS	104	95	78	925	78	104	95
TOTAL Charges	196	170	148	1761	148	180	175
Misdemeanor - Class C	131	116	106	1245	106	133	120
Misdemeanor - Class A & B	37	50	26	376	26	41	51
FELONY	28	4	16	140	16	6	4
TOTAL CALLS FOR SERVICES	6,374	6,219	7,310	79313	7,310	6,264	5,712
POLICE	5,870	5,745	6,743	72981	6,743	5,714	5,085
FIRE	51	54	68	761	68	60	76
EMS	390	380	449	4891	449	429	415
ANIMAL SERVICES	63	40	50	680	50	61	136
AVERAGE RESP TIME - PRIORITY	5:02	5:02	5:15	4:48	5:15	5:05	5:08
AVERAGE RESP TIME - NON PRIORITY	2:04	2:48	4:17	2:21	4:17	4:17	4:25
BUSIEST DAY(†)	FRIDAY	MONDAY	THURSDAY	THURSDAY	THURSDAY	TUESDAY	MONDAY
BUSIEST TIMES(†)	1400-1600	1900-2000	1400-1600	1400-1600	1400-1600	1000-1100 1500-1600	1000-1600
TRAFFIC SAFETY							
TRAFFIC ENCOUNTERS	539	384	688	5796	688	728	557
DOCUMENTED TRAFFIC VIOLATIONS*	554	400	689	6151	689	777	575
OTHER CLASS C VIOLATIONS**	36	21	17	250	17	25	28
MOTOR VEHICLE CRASH	51	43	51	517	51	46	62
AUTO - PEDESTRIAN ACCIDENTS	0	1	1	5	1	2	2
SPEEDING STUDIES	3	0	2	0	2	0	0
WARRANT SERVICES							
WARRANTS CLEARED	160	141	117	1669	117	161	185
COLLECTION AMOUNT CLEARED	63,449	52,007	40,390	\$ 698,784.69	40,390	59,685	71,860
ESTIMATED MONEY RECEIVED	5,315	6,455	6,065	\$ 123,868.02	6,065	9,923	n/a
TOTAL WARRANT ARRESTS	27	31	16	301	16	28	2
ADMIN CONSIDERATIONS							
TOTAL COMMUNITY EVENTS	2	0	1	6	1	1	n/a
TOTAL VOLUNTEER HOURS	32	0	0	32	0	25	n/a
TOTAL PTO HOURS	749.5	1074.77	984	9005.11	0	919	n/a

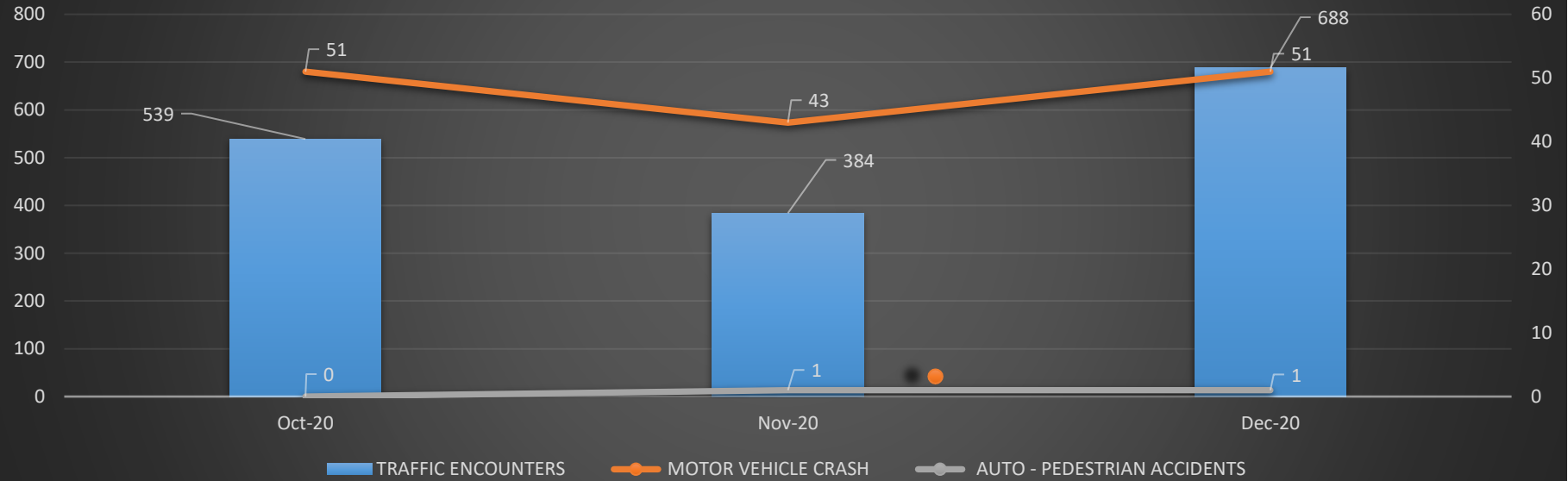
Prepared by: ELIZABETH BARR / TIMOTHY TAYLOR
 Prepared Date: 01/12/2021

Productivity Report
 DECEMBER 2020

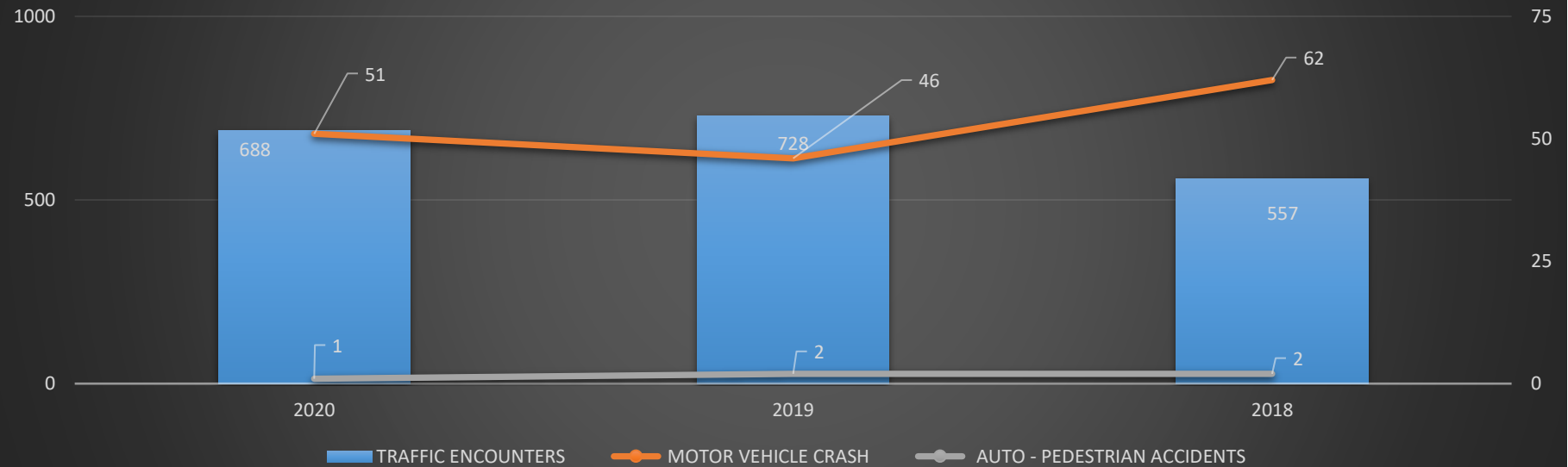
AARON AUSMUS
 CHIEF OF POLICE

ANGLETON POLICE DEPARTMENT

TRAFFIC SAFETY - MONTHLY COMPARISON

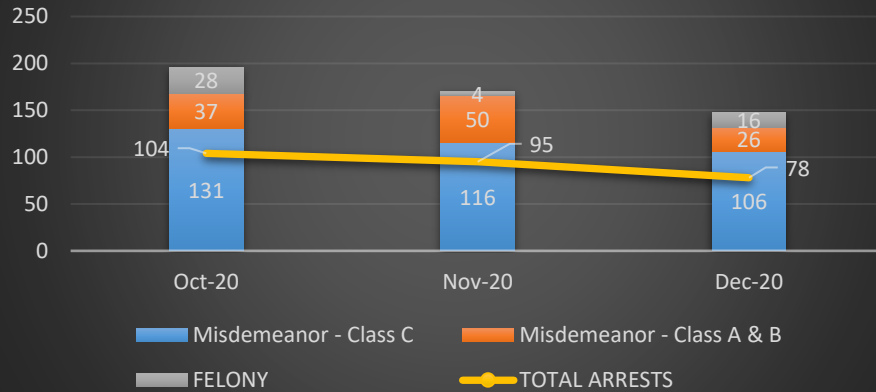


TRAFFIC SAFETY - ANNUAL MONTHLY COMPARISON

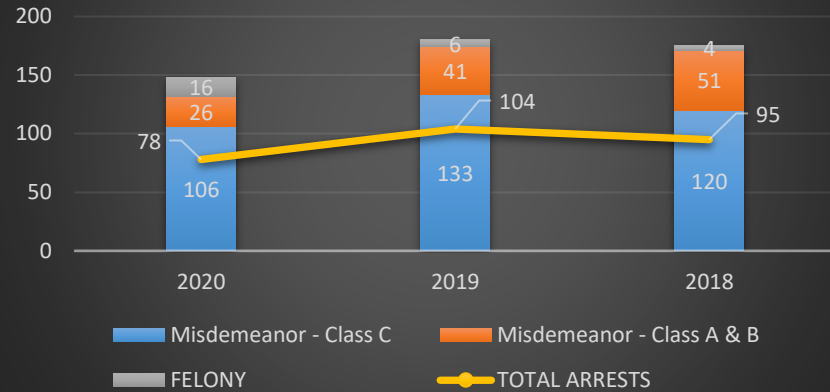


ANGLETON POLICE DEPARTMENT

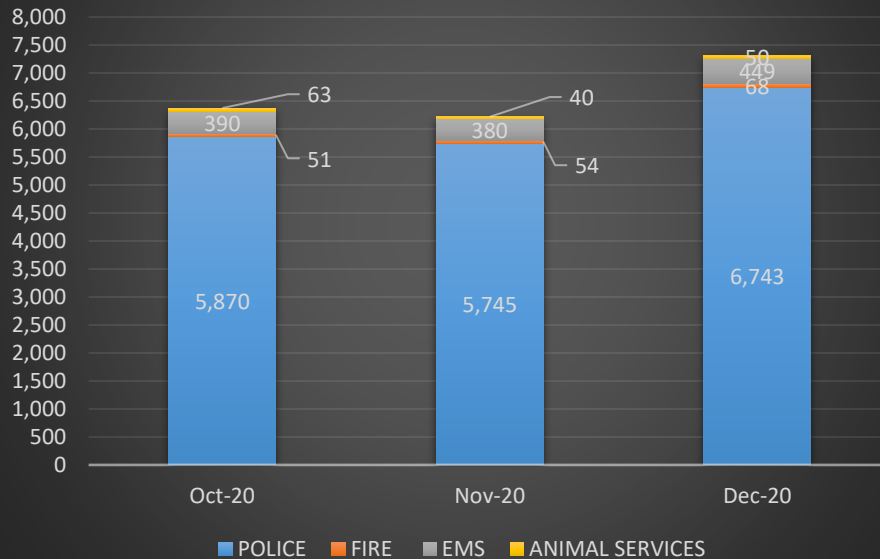
ARRESTS AND CHARGES - MONTHLY COMPARISON



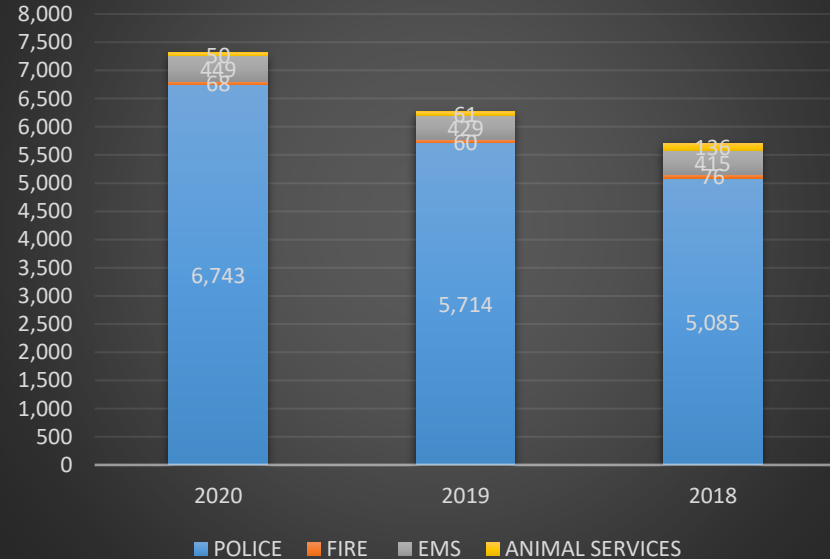
ARRESTS AND CHARGES - ANNUAL COMPARISON



CALLS FOR SERVICE - MONTHLY COMPARISON



CALLS FOR SERVICE - ANNUAL COMPARISON



ANGLETON POLICE DEPARTMENT

DISCLAIMER AND TRANSPARENCY IN REPORTING

*Documented Traffic Violations account only the number of violations in which a written warning or traffic citation was issued. Reasons for less traffic violations listed than traffic encounters includes, but is not limited too the following: An arrest was made for a higher charge and no warning/citation issued, verbal warning issued, a class C misdemeanor other than a traffic violation citation was issued (such as possession of drug paraphernalia), and/or a citation was issued only for the most serious violation with no warning for other violations issued.

**Other Class C Violations account for all class C Misdemeanor warnings/citations issued which may or may not have risen from a traffic violation, and may have been issued in lieu of a traffic violation.

(†)Busiest Day and Busiest Time is calculated based on mostly reactive calls for service (but includes traffic encounters), and excludes other types of calls for service including, but not limited too the following: ACO Carcass, BOLO, Business Check, Close Patrol, Delayed, Follow Up, Jail Check (TCO), Jail Duty (Officer), Only Ang Fire Department, Private Tow, Repossession, Ride Along, Sick Call, Street Department, Weather, and Water Department.

All information obtained on the date the report was prepared, and contains the information available from the police departments RMS and CAD systems up to that date. All numbers based on information obtained from RMS and CAD. All numbers have a margin of error of approximatley +/- 2%; however, accuracy is the number one priority in preparing this report. DPS state standards allows for a margin of error of 4% for NIBRS. The information in this report is not meant to replace official UCR/NIBRS reporting.

(‡)Crime rate calculated based upon a population rate of 19,650 which was the population for the City of Angleton used by the FBI 2018 UCR crime statistics (which consist mostly of crimes against persons and property) listed in Table 8. 2018 crime statistics from other cities also taken from FBI Table 8 which is averaged by month (<https://ucr.fbi.gov/crime-in-the-u.s/2018/crime-in-the-u.s.-2018/tables/table-8/table-8-state-cuts/texas.xls>).

ANGLETON POLICE DEPARTMENT

Busiest Call Times - Monthly

