

ANGLETON POLICE DEPARTMENT

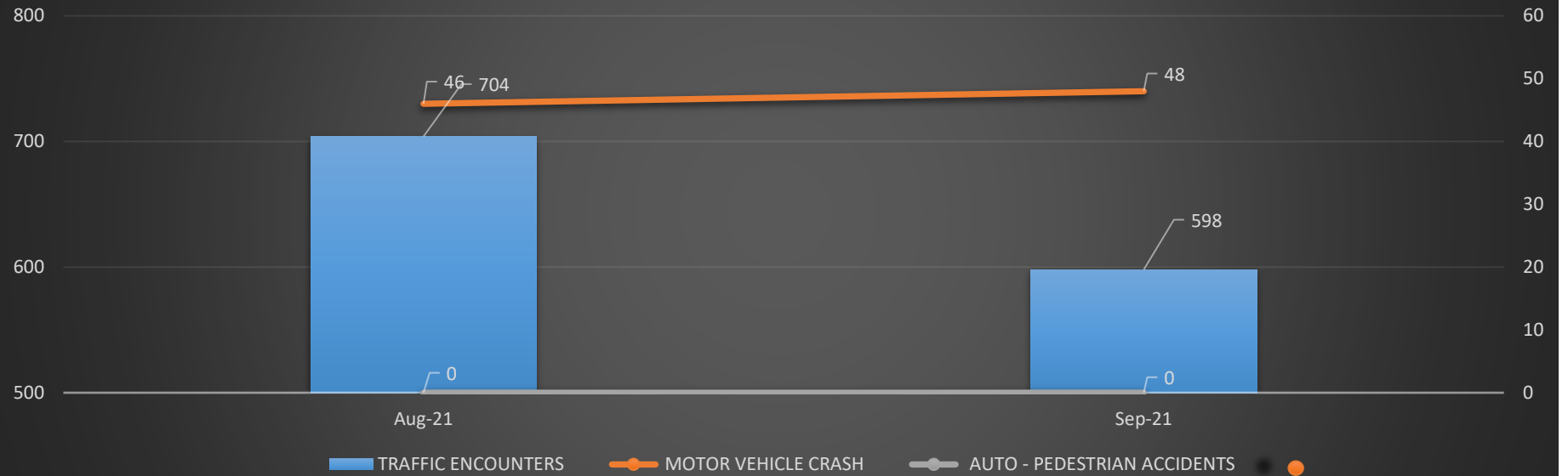


PRODUCTIVITY REPORT

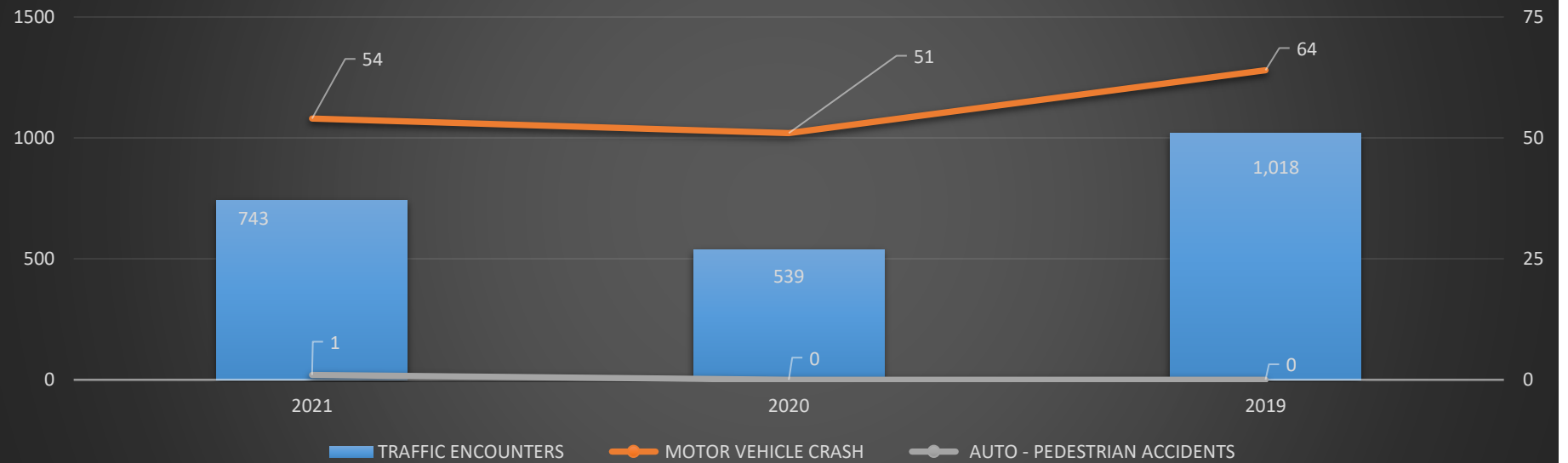
	MONTHLY COMPARISON				ANNUAL MONTHLY COMPARISON		
	Aug-21	Sep-21	Oct-21	YTD TOTAL	2021	2020	2019
TOTAL ARRESTS	120	89	79	777	79	104	142
TOTAL Charges	216	192	134	1467	134	196	270
Misdemeanor - Class C	131	156	99	1008	99	131	214
Misdemeanor - Class A & B	56	19	22	309	22	37	48
FELONY	15	18	14	143	14	28	8
TOTAL CALLS FOR SERVICES	6,284	6,482	6,491	58735	6,491	6,374	6,671
POLICE	5,657	5,681	5,841	53126	5,841	5,870	6,040
FIRE	60	151	89	582	89	51	82
EMS	526	620	531	3781	531	390	472
ANIMAL SERVICES	41	30	30	445	30	63	77
AVERAGE RESP TIME - PRIORITY	4:46	7:07	4:32	5:04	4:32	5:02	4:47
AVERAGE RESP TIME - NON PRIORITY	6:29	3:59	2:10	3:26	2:10	2:04	3:51
BUSIEST DAY(†)	MONDAY	THURSDAY	FRIDAY	MONDAY	FRIDAY	FRIDAY	TUESDAY
BUSIEST TIMES(†)	0900	1300-1600	1700-1759	1700	1700-1759	1400-1600	1400-1600
TRAFFIC SAFETY							
TRAFFIC ENCOUNTERS	704	598	743	5811	743	539	1,018
DOCUMENTED TRAFFIC VIOLATIONS*	657	560	705	5391	705	554	1012
OTHER CLASS C VIOLATIONS**	34	22	25	266	25	36	31
MOTOR VEHICLE CRASH	46	48	54	410	54	51	64
AUTO - PEDESTRIAN ACCIDENTS	0	0	1	11	1	0	0
SPEEDING STUDIES	1	0	0	8	0	3	0
WARRANT SERVICES							
WARRANTS CLEARED	237	199	133	1568	133	160	255
COLLECTION AMOUNT CLEARED	84050.65	69354.62	56935.73	\$ 576,869.68	56935.73	63,449	87,037
ESTIMATED MONEY RECEIVED	\$ 10,715.13	\$ 11,633.77	\$ 6,250.46	\$ 148,858.23	#####	5,315	20,210
TOTAL WARRANT ARRESTS	23	23	22	129	22	27	35
ADMIN CONSIDERATIONS							
TOTAL COMMUNITY EVENTS	0	1	1	3	1	2	4
TOTAL VOLUNTEER HOURS	16	0	0	144	0	0	53.5
TOTAL PTO HOURS	905.5	723.5	667.5	5416.5	667.5	749.5	620

ANGLETON POLICE DEPARTMENT

TRAFFIC SAFETY - MONTHLY COMPARISON

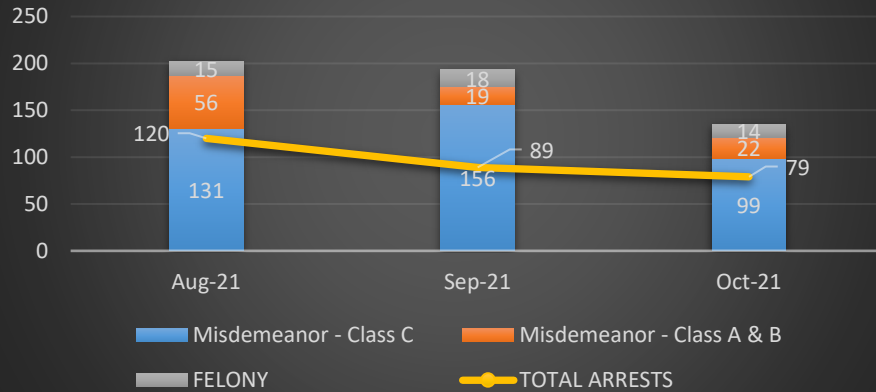


TRAFFIC SAFETY - ANNUAL MONTHLY COMPARISON

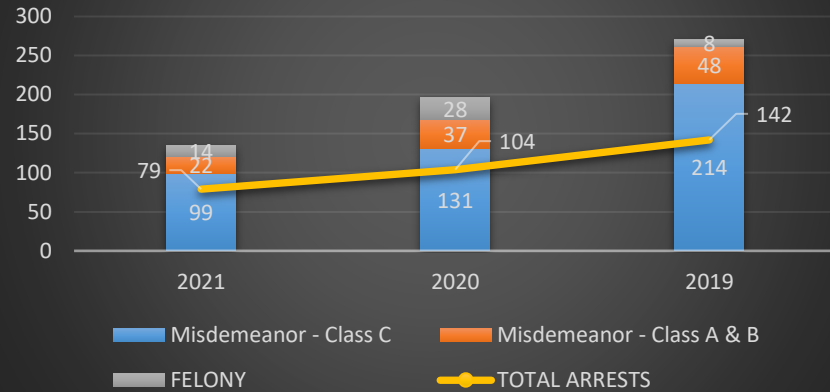


ANGLETON POLICE DEPARTMENT

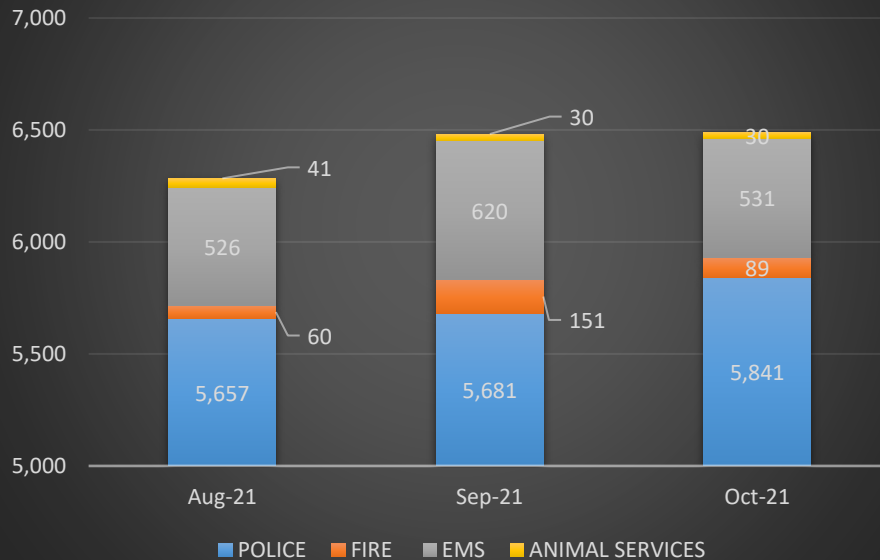
ARRESTS AND CHARGES - MONTHLY COMPARISON



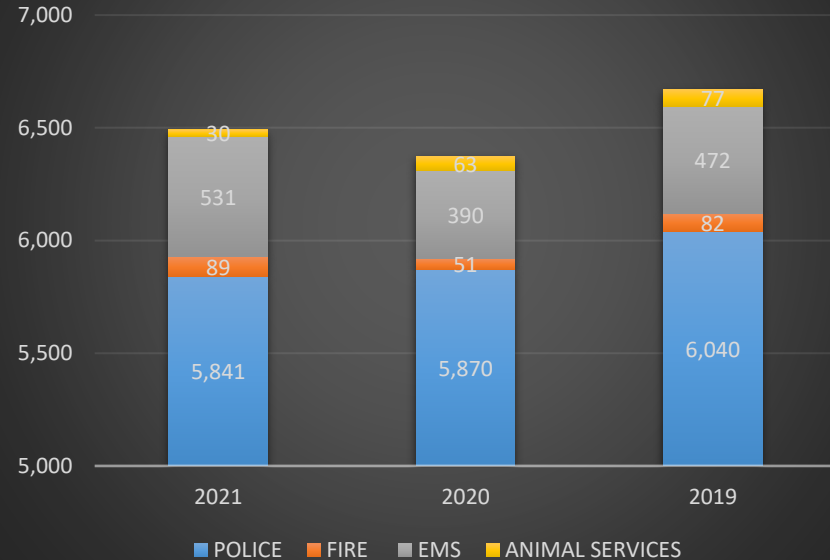
ARRESTS AND CHARGES - ANNUAL COMPARISON



CALLS FOR SERVICE - MONTHLY COMPARISON



CALLS FOR SERVICE - ANNUAL COMPARISON



ANGLETON POLICE DEPARTMENT

DISCLAIMER AND TRANSPARENCY IN REPORTING

*Documented Traffic Violations account only the number of violations in which a written warning or traffic citation was issued. Reasons for less traffic violations listed than traffic encounters includes, but is not limited too the following: An arrest was made for a higher charge and no warning/citation issued, verbal warning issued, a class C misdemeanor other than a traffic violation citation was issued (such as possession of drug paraphernalia), and/or a citation was issued only for the most serious violation with no warning for other violations issued.

**Other Class C Violations account for all class C Misdemeanor warnings/citations issued which may or may not have risen from a traffic violation, and may have been issued in lieu of a traffic violation.

(†)Busiest Day and Busiest Time is calculated based on mostly reactive calls for service (but includes traffic encounters), and excludes other types of calls for service including, but not limited too the following: ACO Carcass, BOLO, Business Check, Close Patrol, Delayed, Follow Up, Jail Check (TCO), Jail Duty (Officer), Only Ang Fire Department, Private Tow, Repossession, Ride Along, Sick Call, Street Department, Weather, and Water Department.

All information obtained on the date the report was prepared, and contains the information available from the police departments RMS and CAD systems up to that date. All numbers based on information obtained from RMS and CAD. All numbers have a margin of error of approximatley +/- 2%; however, accuracy is the number one priority in preparing this report. DPS state standards allows for a margin of error of 4% for NIBRS. The information in this report is not meant to replace official UCR/NIBRS reporting.

(‡)Crime rate calculated based upon a population rate of 19,660 which was the population for the City of Angleton used by the FBI 2019 UCR crime statistics (which consist mostly of crimes against persons and property) listed in Table 8. 2019 crime statistics from other cities also taken from FBI Table 8 which is averaged by month (<https://ucr.fbi.gov/crime-in-the-u.s/2019/crime-in-the-u.s.-2019/tables/table-8/table-8-state-cuts/texas.xls>).

ANGLETON POLICE DEPARTMENT

