
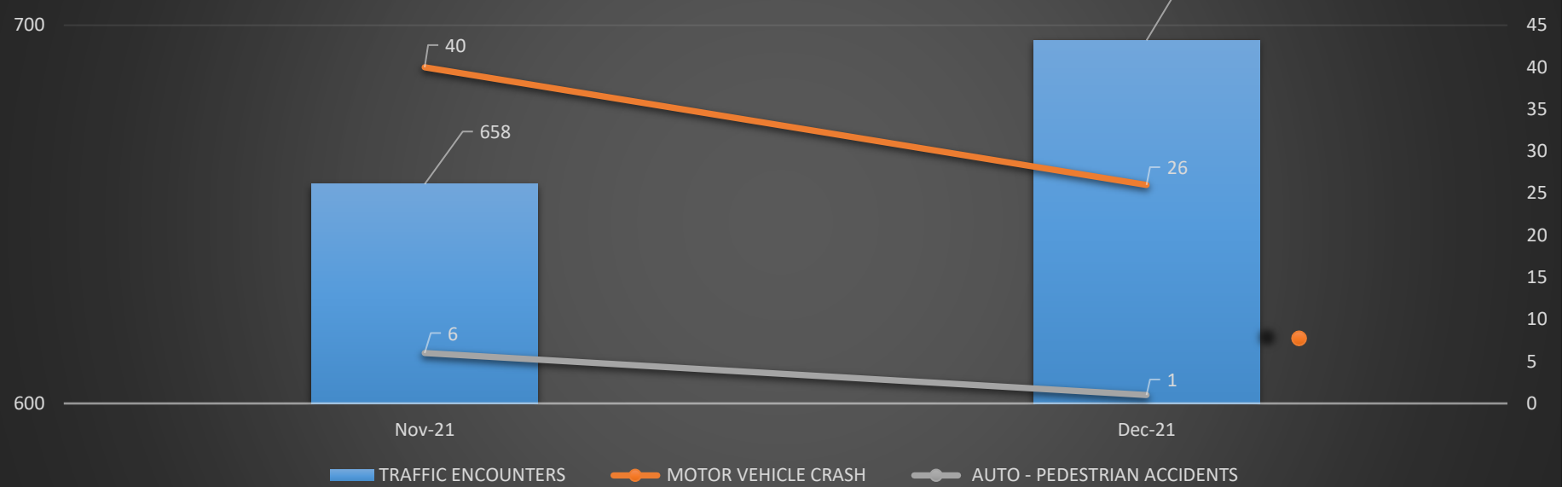


# ANGLETON POLICE DEPARTMENT

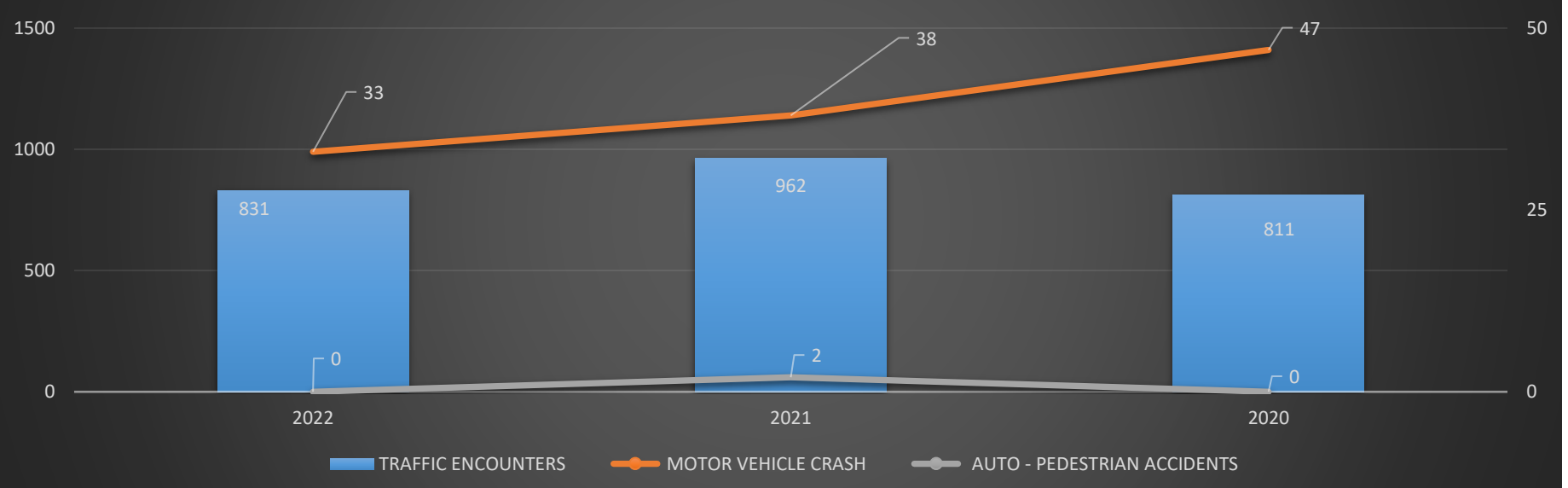
 <b>PRODUCTIVITY REPORT</b>	MONTHLY COMPARISON				ANNUAL MONTHLY COMPARISON		
	Nov-21	Dec-21	Jan-22	YTD TOTAL	2022	2021	2020
<b>TOTAL ARRESTS</b>	104	106	110	110	110	197	123
<b>TOTAL Charges</b>	185	182	217	217	217	154	232
<b>Misdemeanor - Class C</b>	155	124	166	166	166	81	174
<b>Misdemeanor - Class A &amp; B</b>	23	37	40	40	40	58	47
<b>FELONY</b>	6	18	11	11	11	15	11
<b>TOTAL CALLS FOR SERVICES</b>	6,181	6,202	6,259	6259	6,259	7,094	6,065
<b>POLICE</b>	5,623	5,668	5,653	5653	5,653	6,518	5,610
<b>FIRE</b>	67	52	64	64	64	61	38
<b>EMS</b>	466	473	502	502	502	467	356
<b>ANIMAL SERVICES</b>	25	9	40	40	40	48	61
<b>AVERAGE RESP TIME - PRIORITY</b>	4:48	4:37	5:24	5:24	5:24	4:54	4:36
<b>AVERAGE RESP TIME - NON PRIORITY</b>	2:32	2:34	2:24	2:24	2:24	1:54	1:56
<b>BUSIEST DAY(†)</b>	TUESDAY	THURSDAY	SAT/SUN	SAT/SUN	SAT/SUN FRIDAY		THURSDAY
<b>BUSIEST TIMES(†)</b>	1800	1400	1600	1600	1600	1000-1100	1400-1500
<b>TRAFFIC SAFETY</b>							
<b>TRAFFIC ENCOUNTERS</b>	658	696	831	831	831	962	811
<b>DOCUMENTED TRAFFIC VIOLATIONS*</b>	636	668	796	796	796	977	898
<b>OTHER CLASS C VIOLATIONS**</b>	17	28	19	19	19	43	33
<b>MOTOR VEHICLE CRASH</b>	40	26	33	33	33	38	47
<b>AUTO - PEDESTRIAN ACCIDENTS</b>	6	1	0	0	0	2	0
<b>SPEEDING STUDIES</b>	0	0	0	0	0	3	3
<b>WARRANT SERVICES</b>							
<b>WARRANTS CLEARED</b>	166	176	187	187	187	130	202
<b>COLLECTION AMOUNT CLEARED</b>	58267.98	61182.90	67302.07	67302.07	67302.07	45,902	74,642
<b>ESTIMATED MONEY RECEIVED</b>	\$ 7,655.30	\$ 22,347.93	\$ 11,794.32	\$ 11,794.32	#####	19,488	21,235
<b>TOTAL WARRANT ARRESTS</b>	30	18	23	23	23	1	34
<b>ADMIN CONSIDERATIONS</b>							
<b>TOTAL COMMUNITY EVENTS</b>	1	1	1	1	1	1	0
<b>TOTAL VOLUNTEER HOURS</b>	54	0	0	0	0	0	126
<b>TOTAL PTO HOURS</b>		375.25	887.5	887.5	887.5	573.5	952.05

# ANGLETON POLICE DEPARTMENT

## TRAFFIC SAFETY - MONTHLY COMPARISON

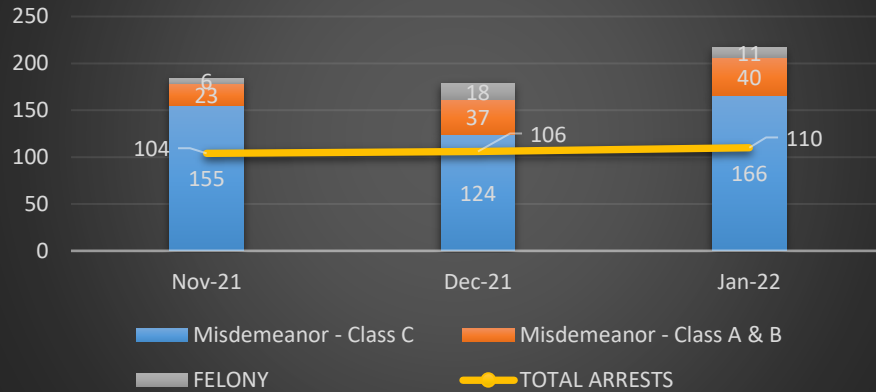


## TRAFFIC SAFETY - ANNUAL MONTHLY COMPARISON

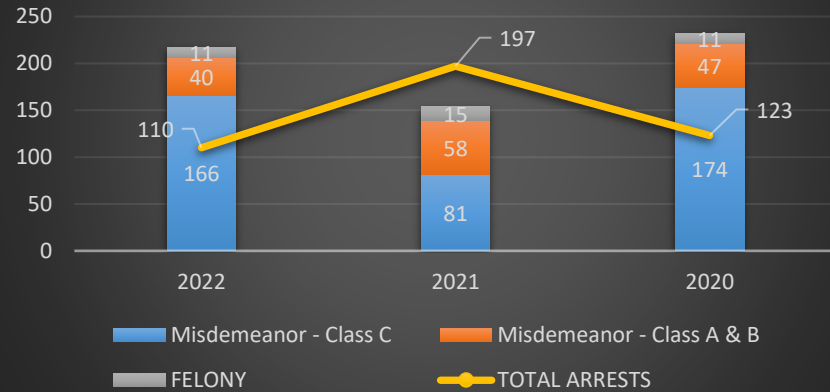


# ANGLETON POLICE DEPARTMENT

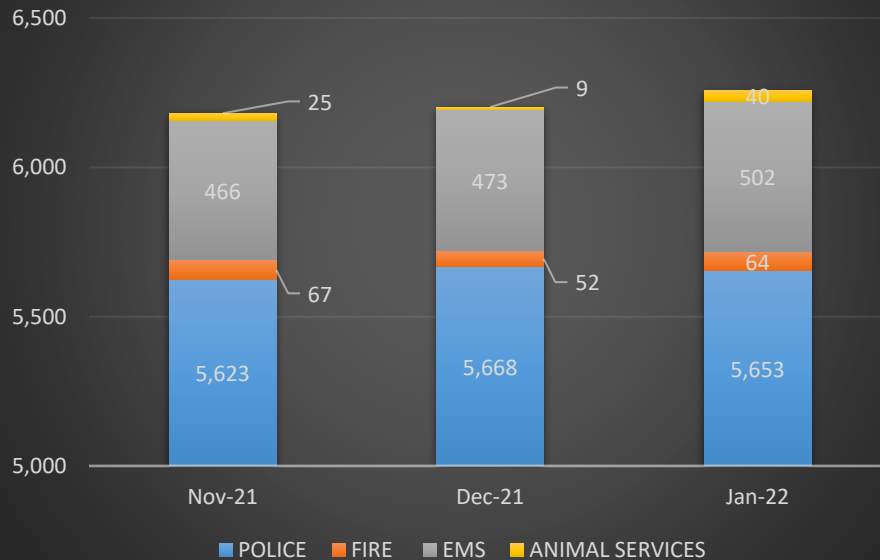
## ARRESTS AND CHARGES - MONTHLY COMPARISON



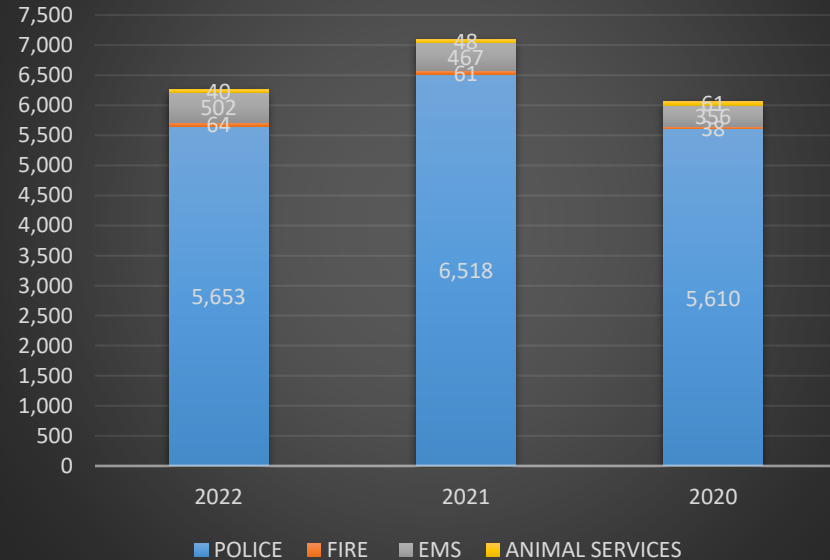
## ARRESTS AND CHARGES - ANNUAL COMPARISON



## CALLS FOR SERVICE - MONTHLY COMPARISON



## CALLS FOR SERVICE - ANNUAL COMPARISON



# ANGLETON POLICE DEPARTMENT

## DISCLAIMER AND TRANSPARENCY IN REPORTING

\*Documented Traffic Violations account only the number of violations in which a written warning or traffic citation was issued. Reasons for less traffic violations listed than traffic encounters includes, but is not limited too the following: An arrest was made for a higher charge and no warning/citation issued, verbal warning issued, a class C misdemeanor other than a traffic violation citation was issued (such as possession of drug paraphernalia), and/or a citation was issued only for the most serious violation with no warning for other violations issued.

\*\*Other Class C Violations account for all class C Misdemeanor warnings/citations issued which may or may not have risen from a traffic violation, and may have been issued in lieu of a traffic violation.

(†)Busiest Day and Busiest Time is calculated based on mostly reactive calls for service (but includes traffic encounters), and excludes other types of calls for service including, but not limited too the following: ACO Carcass, BOLO, Business Check, Close Patrol, Delayed, Follow Up, Jail Check (TCO), Jail Duty (Officer), Only Ang Fire Department, Private Tow, Repossession, Ride Along, Sick Call, Street Department, Weather, and Water Department.

All information obtained on the date the report was prepared, and contains the information available from the police departments RMS and CAD systems up to that date. All numbers based on information obtained from RMS and CAD. All numbers have a margin of error of approximatley +/- 2%; however, accuracy is the number one priority in preparing this report. DPS state standards allows for a margin of error of 4% for NIBRS. The information in this report is not meant to replace official UCR/NIBRS reporting.

(‡)Crime rate calculated based upon a population rate of 19,660 which was the population for the City of Angleton used by the FBI 2019 UCR crime statistics (which consist mostly of crimes against persons and property) listed in Table 8. 2019 crime statistics from other cities also taken from FBI Table 8 which is averaged by month (<https://ucr.fbi.gov/crime-in-the-u.s/2019/crime-in-the-u.s.-2019/tables/table-8/table-8-state-cuts/texas.xls>).

# ANGLETON POLICE DEPARTMENT

