
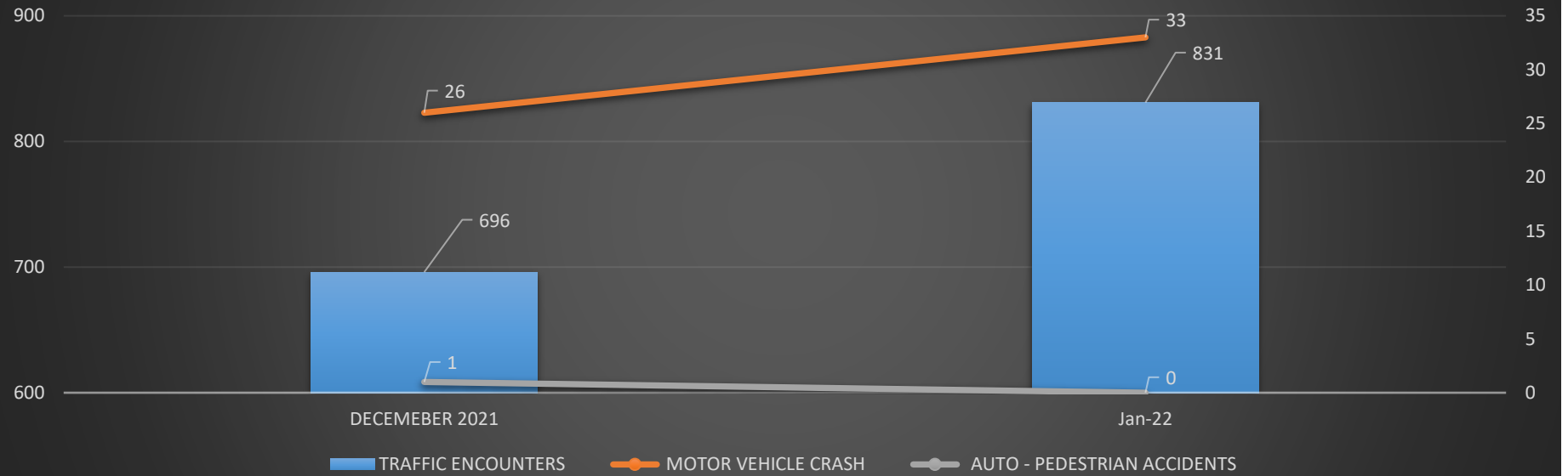


ANGLETON POLICE DEPARTMENT

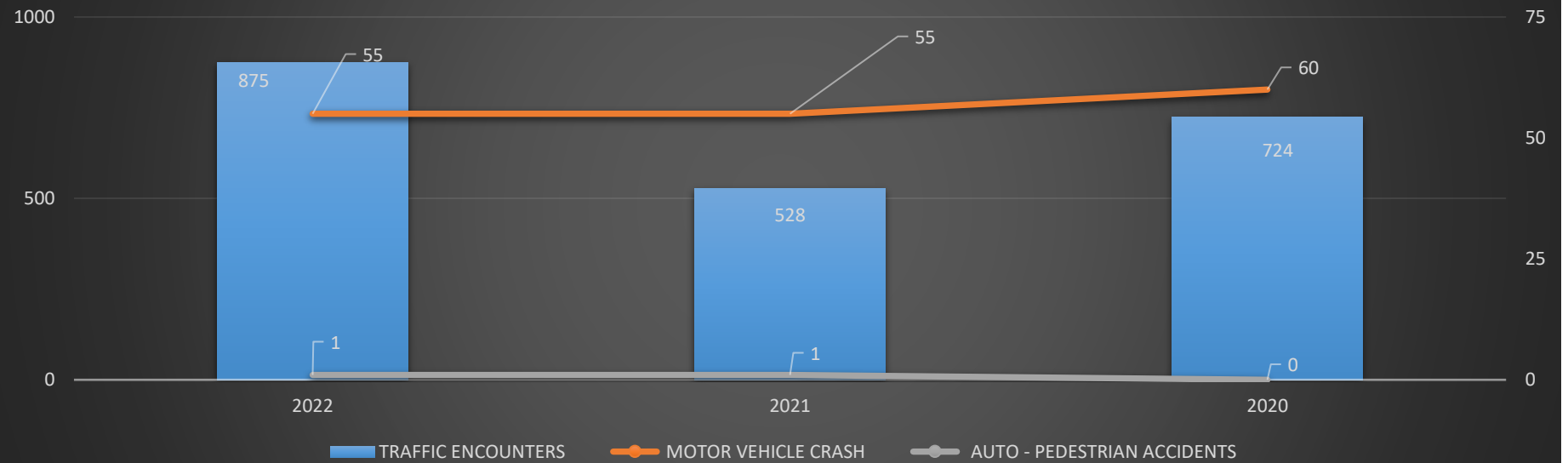
 PRODUCTIVITY REPORT	MONTHLY COMPARISON				ANNUAL MONTHLY COMPARISON		
	DECEMBER 2021	Jan-22	Feb-22	YTD TOTAL	2022	2021	2020
TOTAL ARRESTS	106	110	109	219	109	64	131
TOTAL Charges	182	217	190	407	190	114	265
Misdemeanor - Class C	124	166	150	316	150	71	213
Misdemeanor - Class A & B	37	40	24	64	24	28	39
FELONY	18	11	16	27	16	15	13
TOTAL CALLS FOR SERVICES	6,202	6,259	6,655	6259	6,655	6,089	5,896
POLICE	5,668	5,653	6,140	11793	6,140	5,514	5,423
FIRE	52	64	69	134	69	81	50
EMS	473	502	411	913	411	441	359
ANIMAL SERVICES	9	40	35	75	35	53	64
AVERAGE RESP TIME - PRIORITY	4:37	5:24	5:08	5:15	5:08	4:30	4:20
AVERAGE RESP TIME - NON PRIORITY	2:34	2:24	2:29	2:27	2:24	2:40	3:02
BUSIEST DAY(†)	THURSDAY	SAT/SUN	MONDAY	MONDAY	MONDAY MONDAY		SATURDAY
BUSIEST TIMES(†)	1400	1600	1700	0500	1700	1500-1600	1500-1600
TRAFFIC SAFETY							
TRAFFIC ENCOUNTERS	696	831	875	1706	875	528	724
DOCUMENTED TRAFFIC VIOLATIONS*	668	796	849	1645	849	528	813
OTHER CLASS C VIOLATIONS**	28	19	24	43	24	26	14
MOTOR VEHICLE CRASH	26	33	55	88	55	55	60
AUTO - PEDESTRIAN ACCIDENTS	1	0	1	1	1	1	0
SPEEDING STUDIES	0	0	0	0	0	1	0
WARRANT SERVICES							
WARRANTS CLEARED	176	187	180	367	180	105	281
COLLECTION AMOUNT CLEARED	61182.90	67302.07	66870.13	134172.20	66870.13	45,715	102,394
ESTIMATED MONEY RECEIVED	\$ 22,347.93	\$ 11,794.32	\$ 18,603.90	\$ 30,398.22	#####	13,698	21,187
TOTAL WARRANT ARRESTS	18	23	24	47	24	9	52
ADMIN CONSIDERATIONS							
TOTAL COMMUNITY EVENTS	1	1	0	1		0	1
TOTAL VOLUNTEER HOURS	0	0		0		0	74.5
TOTAL PTO HOURS	375.25	887.5	583	1470.5		687.5	726

ANGLETON POLICE DEPARTMENT

TRAFFIC SAFETY - MONTHLY COMPARISON

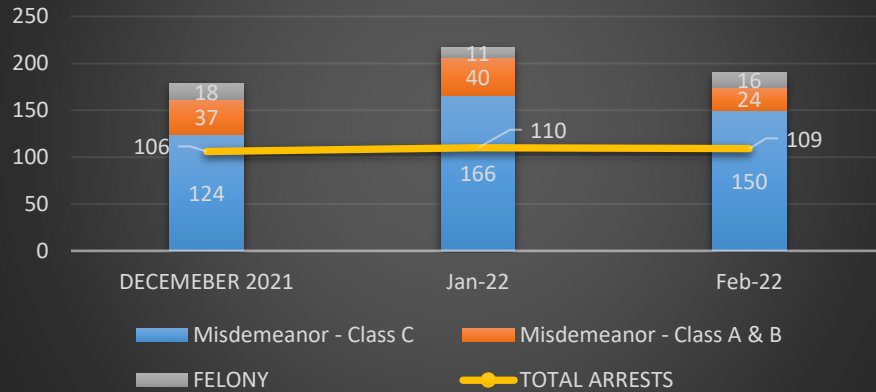


TRAFFIC SAFETY - ANNUAL MONTHLY COMPARISON

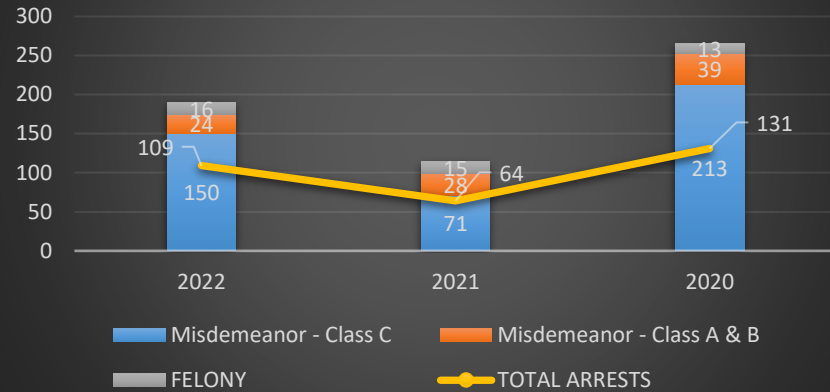


ANGLETON POLICE DEPARTMENT

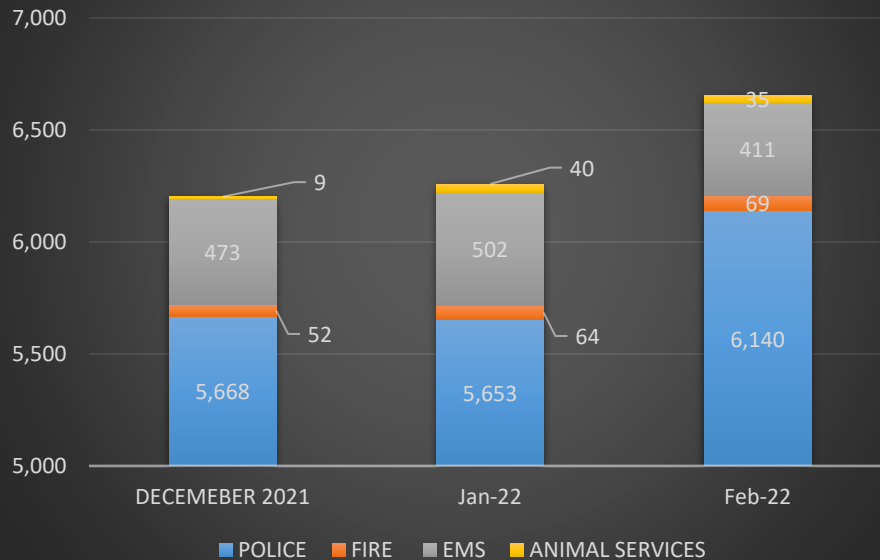
ARRESTS AND CHARGES - MONTHLY COMPARISON



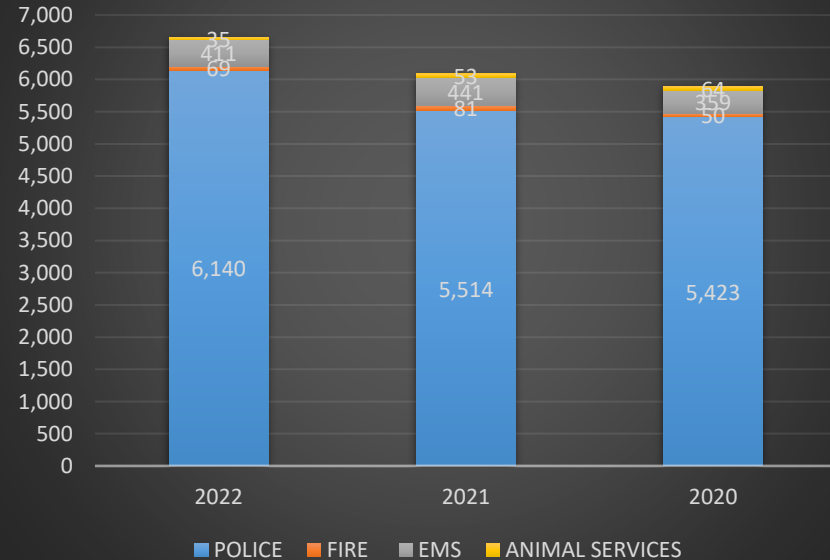
ARRESTS AND CHARGES - ANNUAL COMPARISON



CALLS FOR SERVICE - MONTHLY COMPARISON



CALLS FOR SERVICE - ANNUAL COMPARISON



ANGLETON POLICE DEPARTMENT

DISCLAIMER AND TRANSPARENCY IN REPORTING

*Documented Traffic Violations account only the number of violations in which a written warning or traffic citation was issued. Reasons for less traffic violations listed than traffic encounters includes, but is not limited too the following: An arrest was made for a higher charge and no warning/citation issued, verbal warning issued, a class C misdemeanor other than a traffic violation citation was issued (such as possession of drug paraphernalia), and/or a citation was issued only for the most serious violation with no warning for other violations issued.

**Other Class C Violations account for all class C Misdemeanor warnings/citations issued which may or may not have risen from a traffic violation, and may have been issued in lieu of a traffic violation.

(†)Busiest Day and Busiest Time is calculated based on mostly reactive calls for service (but includes traffic encounters), and excludes other types of calls for service including, but not limited too the following: ACO Carcass, BOLO, Business Check, Close Patrol, Delayed, Follow Up, Jail Check (TCO), Jail Duty (Officer), Only Ang Fire Department, Private Tow, Repossession, Ride Along, Sick Call, Street Department, Weather, and Water Department.

All information obtained on the date the report was prepared, and contains the information available from the police departments RMS and CAD systems up to that date. All numbers based on information obtained from RMS and CAD. All numbers have a margin of error of approximatley +/- 2%; however, accuracy is the number one priority in preparing this report. DPS state standards allows for a margin of error of 4% for NIBRS. The information in this report is not meant to replace official UCR/NIBRS reporting.

(‡)Crime rate calculated based upon a population rate of 19,660 which was the population for the City of Angleton used by the FBI 2019 UCR crime statistics (which consist mostly of crimes against persons and property) listed in Table 8. 2019 crime statistics from other cities also taken from FBI Table 8 which is averaged by month (<https://ucr.fbi.gov/crime-in-the-u.s/2019/crime-in-the-u.s.-2019/tables/table-8/table-8-state-cuts/texas.xls>).

ANGLETON POLICE DEPARTMENT

