
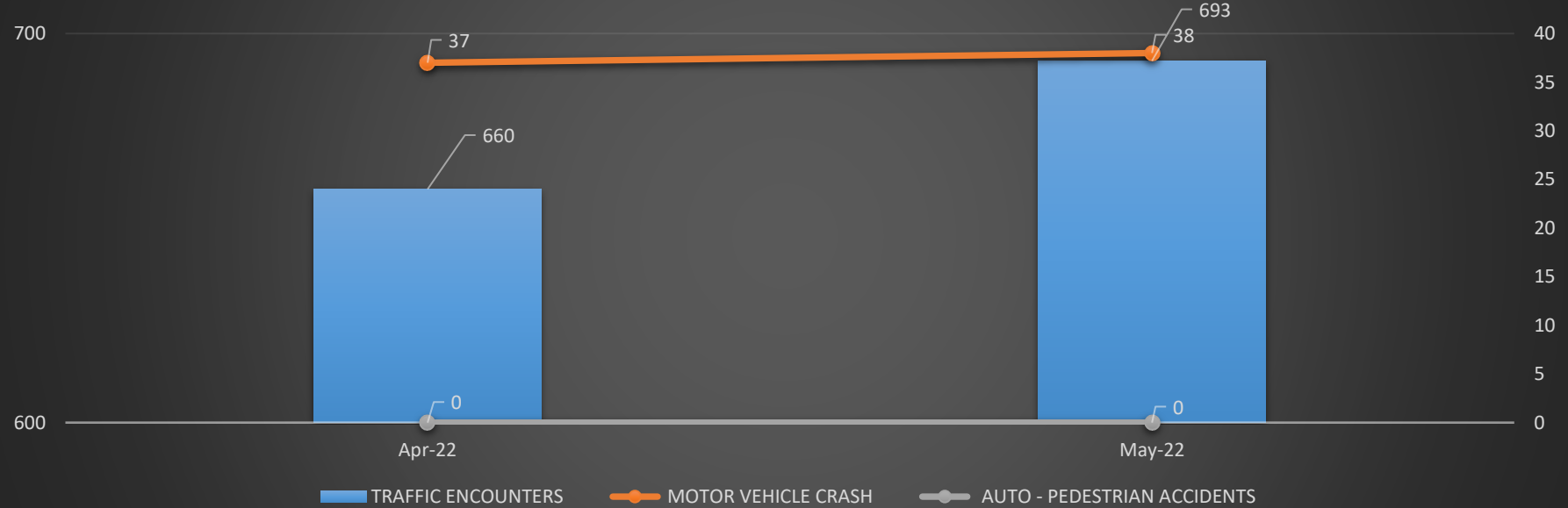


ANGLETON POLICE DEPARTMENT

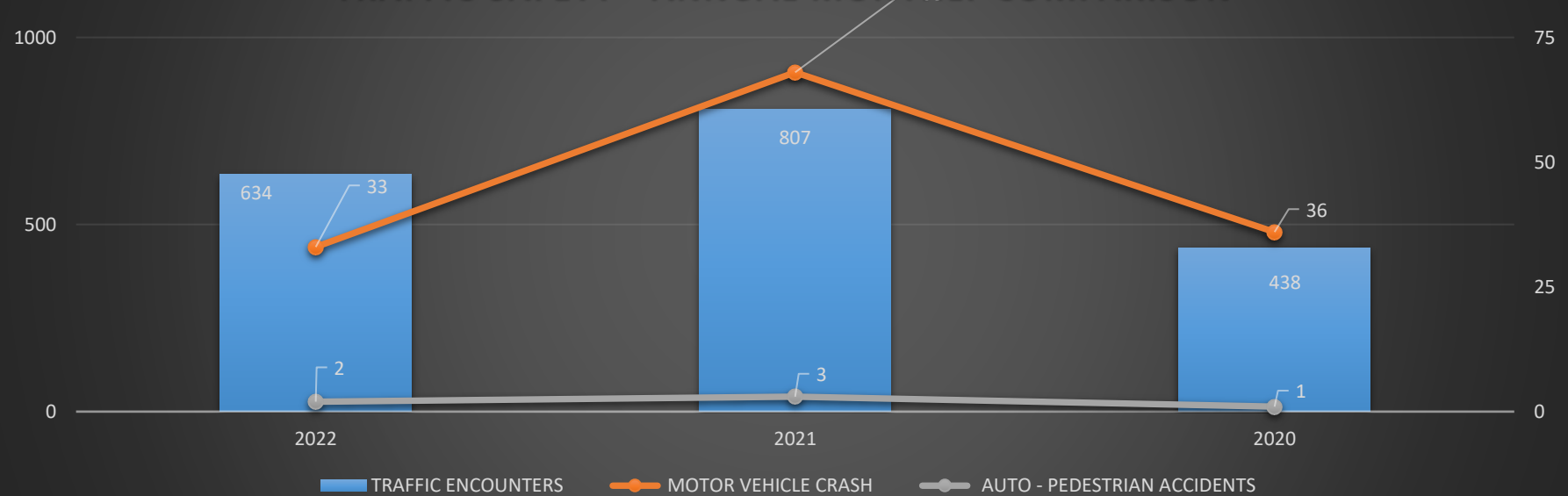
 PRODUCTIVITY REPORT	MONTHLY COMPARISON				ANNUAL MONTHLY COMPARISON		
	Apr-22	May-22	Jun-22	YTD TOTAL	2022	2021	2020
TOTAL ARRESTS	62	73	69	415	73	84	77
TOTAL Charges	117	150	118	705	150	146	115
Misdemeanor - Class C	85	94	68	530	94	95	80
Misdemeanor - Class A & B	19	32	39	115	32	29	25
FELONY	11	13	11	58	13	22	10
TOTAL CALLS FOR SERVICES	7,232	7,082	6,774	34,794	6,812	5,740	6,764
POLICE	6,684	6,524	6,096	31,263	6,256	5,153	5,924
FIRE	53	66	77	319	70	68	67
EMS	465	464	454	2313	473	471	404
ANIMAL SERVICES	30	28	30	133	13	48	69
AVERAGE RESP TIME - PRIORITY	5:32	5:17	5:55	5:38	5:17	4:29	4:05
AVERAGE RESP TIME - NON PRIORITY	1:30	4:02	2:11	2:53	4:02	3:06	1:33
BUSIEST DAY(†)	THUR	SAT	WED	MON	MON	WED	TUES
BUSIEST TIMES(†)	1700-1800	0900	1700-1900	1700	1700 - 1900	1500 - 1900	1900 - 2000
TRAFFIC SAFETY							
TRAFFIC ENCOUNTERS	660	693	527	3693	634	807	438
DOCUMENTED TRAFFIC VIOLATIONS*	629	675	502	3525	576	541	475
OTHER CLASS C VIOLATIONS**	31	18	17	115	23	45	16
MOTOR VEHICLE CRASH	37	38	34	181	33	68	36
AUTO - PEDESTRIAN ACCIDENTS	0	0	0	3	2	3	1
SPEEDING STUDIES	0	0	0	0	0	0	4
WARRANT SERVICES							
WARRANTS CLEARED	181	99	96	764	99	151	140
COLLECTION AMOUNT CLEARED	66462.92	33316.49	31431.90	277845.30	33316.49	58,685	43,840
ESTIMATED MONEY RECEIVED	\$25,278.42	\$ 9,765.90	\$ 9,778.80	\$ 71,728.23	\$ 71,728.23	9,001	10,860
TOTAL WARRANT ARRESTS	22	7	15	91	7	6	34
ADMIN CONSIDERATIONS							
TOTAL COMMUNITY EVENTS	1	0	0	3	0	0	0
TOTAL VOLUNTEER HOURS	0	27	0	27	0	60	0
TOTAL PTO HOURS	796	792	625	3682	623.5	678	930.5

ANGLETON POLICE DEPARTMENT

TRAFFIC SAFETY - MONTHLY COMPARISON

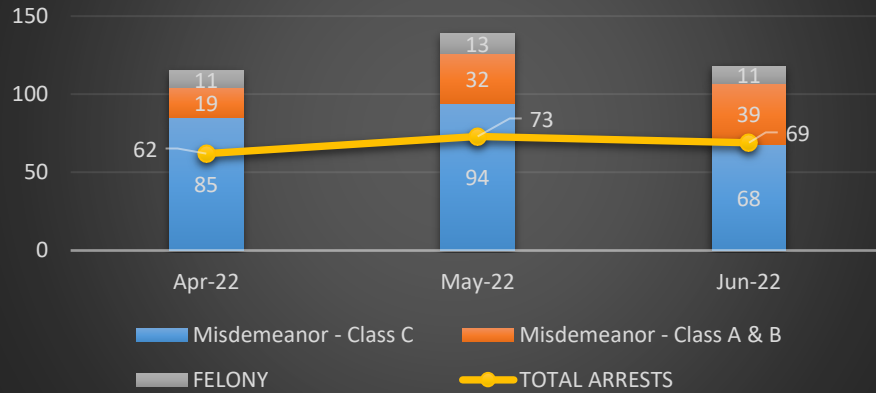


TRAFFIC SAFETY - ANNUAL MONTHLY COMPARISON

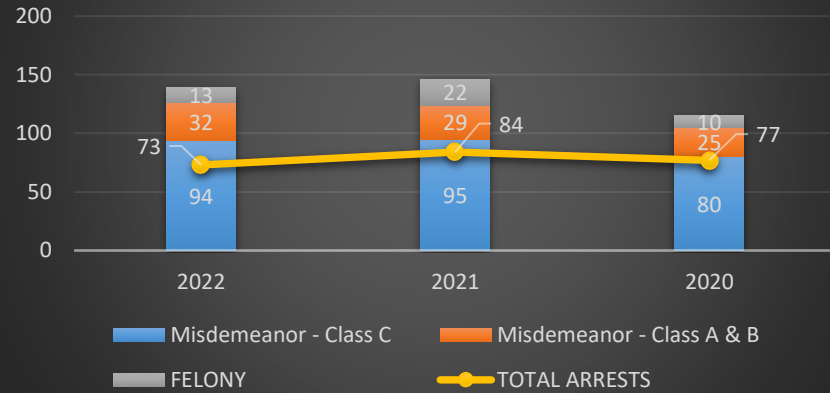


ANGLETON POLICE DEPARTMENT

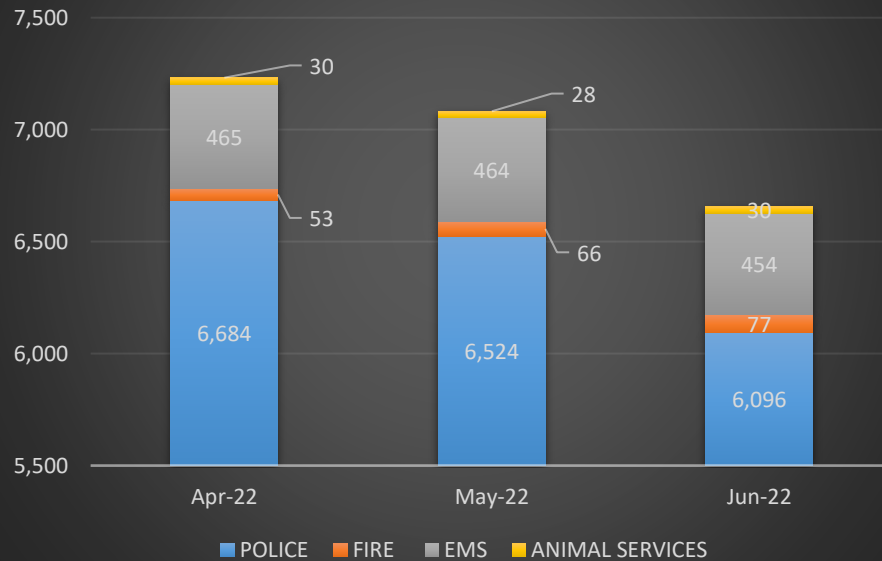
ARRESTS AND CHARGES - MONTHLY COMPARISON



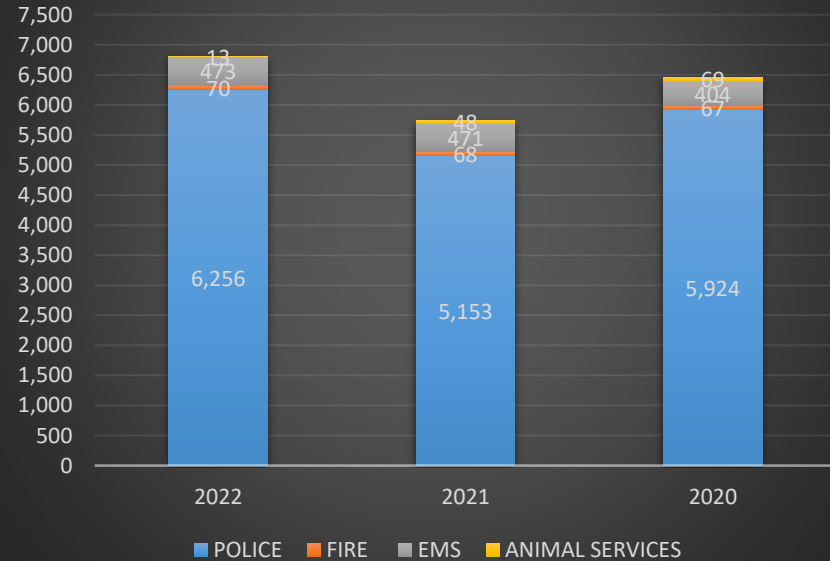
ARRESTS AND CHARGES - ANNUAL COMPARISON



CALLS FOR SERVICE - MONTHLY COMPARISON



CALLS FOR SERVICE - ANNUAL COMPARISON



ANGLETON POLICE DEPARTMENT

DISCLAIMER AND TRANSPARENCY IN REPORTING

*Documented Traffic Violations account only the number of violations in which a written warning or traffic citation was issued. Reasons for less traffic violations listed than traffic encounters includes, but is not limited too the following: An arrest was made for a higher charge and no warning/citation issued, verbal warning issued, a class C misdemeanor other than a traffic violation citation was issued (such as possession of drug paraphernalia), and/or a citation was issued only for the most serious violation with no warning for other violations issued.

**Other Class C Violations account for all class C Misdemeanor warnings/citations issued which may or may not have risen from a traffic violation, and may have been issued in lieu of a traffic violation.

(†)Busiest Day and Busiest Time is calculated based on mostly reactive calls for service (but includes traffic encounters), and excludes other types of calls for service including, but not limited too the following: ACO Carcass, BOLO, Business Check, Close Patrol, Delayed, Follow Up, Jail Check (TCO), Jail Duty (Officer), Only Ang Fire Department, Private Tow, Repossession, Ride Along, Sick Call, Street Department, Weather, and Water Department.

All information obtained on the date the report was prepared, and contains the information available from the police departments RMS and CAD systems up to that date. All numbers based on information obtained from RMS and CAD. All numbers have a margin of error of approximatley +/- 2%; however, accuracy is the number one priority in preparing this report. DPS state standards allows for a margin of error of 4% for NIBRS. The information in this report is not meant to replace official UCR/NIBRS reporting.

(‡)Crime rate calculated based upon a population rate of 19,660 which was the population for the City of Angleton used by the FBI 2019 UCR crime statistics (which consist mostly of crimes against persons and property) listed in Table 8. 2019 crime statistics from other cities also taken from FBI Table 8 which is averaged by month (<https://ucr.fbi.gov/crime-in-the-u.s/2019/crime-in-the-u.s.-2019/tables/table-8/table-8-state-cuts/texas.xls>).

ANGLETON POLICE DEPARTMENT

