


# ANGLETON POLICE DEPARTMENT

 <b>PRODUCTIVITY REPORT</b>	MONTHLY COMPARISON				ANNUAL MONTHLY COMPARISON		
	May-22	Jun-22	Jul-22	YTD TOTAL	2022	2021	2020
<b>TOTAL ARRESTS</b>	73	69	80	637	80	109	78
<b>TOTAL Charges</b>	150	118	172	1145	172	215	133
Misdemeanor - Class C	94	68	125	817	125	165	101
Misdemeanor - Class A & B	32	39	34	220	34	31	18
<b>FELONY</b>	13	11	13	95	13	19	14
<b>TOTAL CALLS FOR SERVICES</b>	6,812	6,774	6,644	47,458	6,644	6,319	6,815
<b>POLICE</b>	6,256	6,096	5,970	43,323	5,970	5,737	6,174
<b>FIRE</b>	70	77	94	493	94	62	92
<b>EMS</b>	473	473	550	3319	550	487	487
<b>ANIMAL SERVICES</b>	13	30	30	206	30	33	62
<b>AVERAGE RESP TIME - PRIORITY</b>	1:59	1:35	2:16	2:02	2:16	2:01	2:33
<b>AVERAGE RESP TIME - NON PRIORITY</b>	1:26	1:12	6:25	2:43	6:25	1:31	2:13
<b>BUSIEST DAY(+)</b>	MON	WED	SAT	MON	SAT	THUR	THUR
<b>BUSIEST TIMES(+)</b>	1700 & 2300	1700 & 1900	0500	1700	0500	0300-0659	2100-2200
<b>TRAFFIC SAFETY</b>							
<b>TRAFFIC ENCOUNTERS</b>	641	524	384	4608	384	755	254
<b>DOCUMENTED TRAFFIC VIOLATIONS*</b>	609	514	405	4477	405	509	259
<b>OTHER CLASS C VIOLATIONS**</b>	25	16	27	160	27	26	16
<b>MOTOR VEHICLE CRASH</b>	68	62	79	372	79	34	36
<b>AUTO - PEDESTRIAN ACCIDENTS</b>	3	0	0	4	0	0	1
<b>SPEEDING STUDIES</b>	0	0	0	0	0	2	3
<b>WARRANT SERVICES</b>							
<b>WARRANTS CLEARED</b>	181	99	200	1127	200	215	162
<b>COLLECTION AMOUNT CLEARED</b>	\$ 66,462.92	\$ 33,316.49	\$ 62,248.97	\$ 395,980.00	\$ 62,248.97	\$ 76,859.57	\$ 60,884.00
<b>ESTIMATED MONEY RECEIVED</b>	\$ 25,278.42	\$ 9,765.90	\$ 17,163.46	\$ 118,650.30	\$ 17,163.46	\$ 15,463.02	\$ 10,387.00
<b>TOTAL WARRANT ARRESTS</b>	22	7	26	131	26	20	48
<b>ADMIN CONSIDERATIONS</b>							
<b>TOTAL COMMUNITY EVENTS</b>	2	1	1	6	1	1	0
<b>TOTAL VOLUNTEER HOURS</b>	0	0	0	27	0	24	0
<b>TOTAL PTO HOURS</b>	623.5	626.5	570	4878.5	570	837.68	499.32

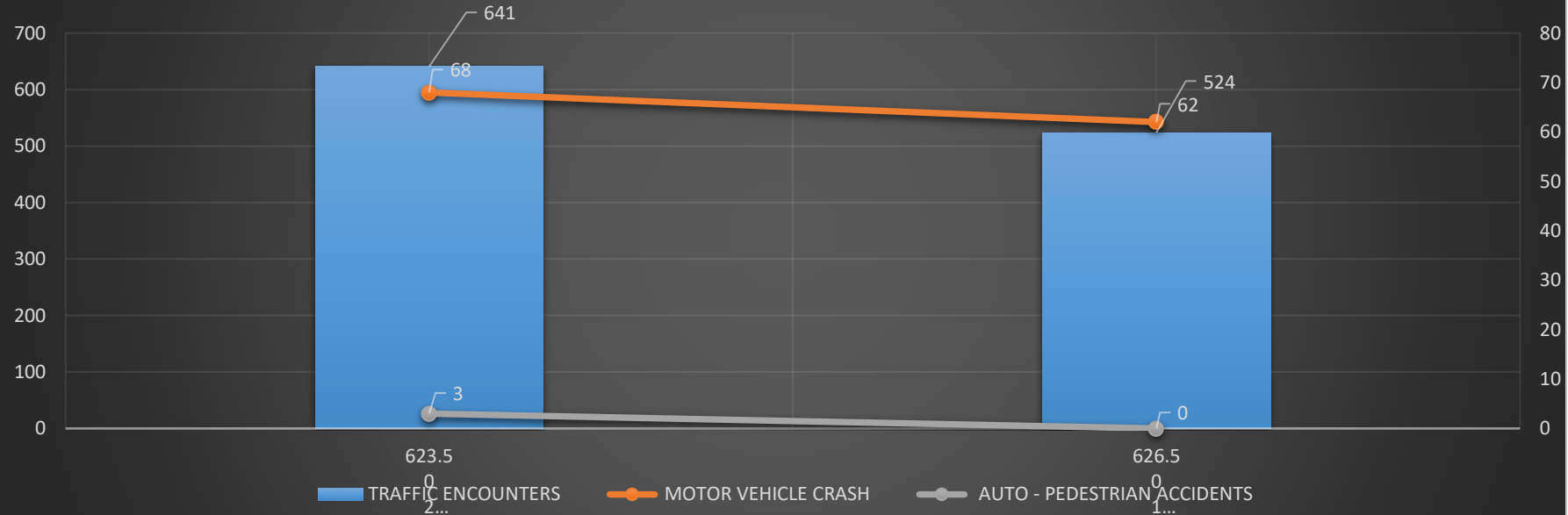
Prepared by: RHONDA BARTON  
 Prepared Date: 08/10/2022

Productivity Report  
 JULY 2022

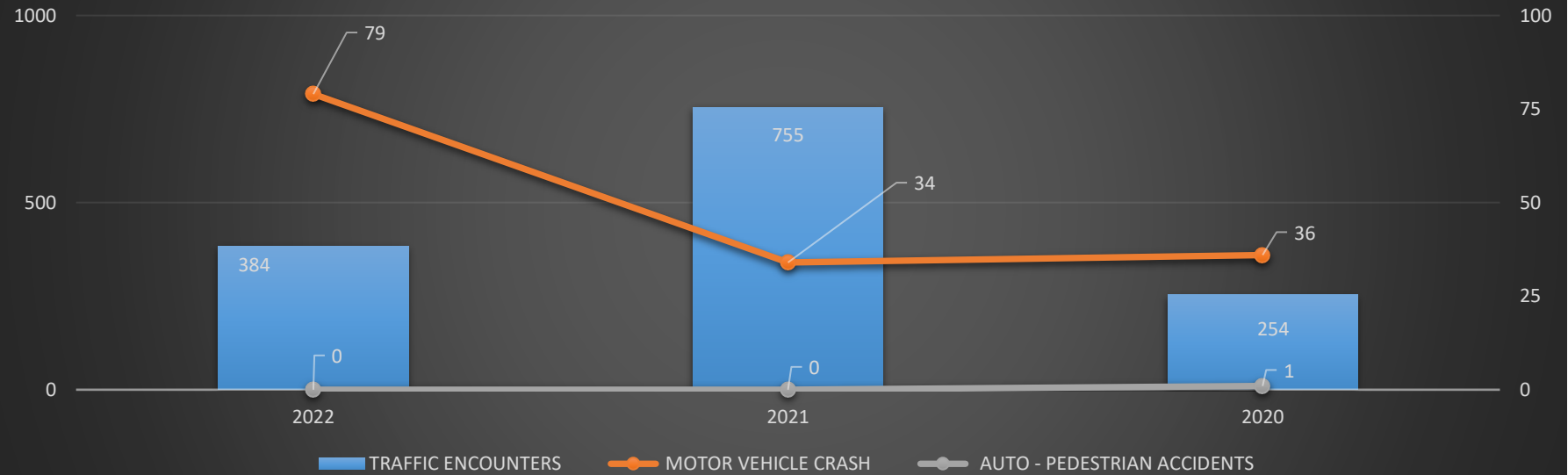
GUADALUPE VALDEZ  
 CHIEF OF POLICE

# ANGLETON POLICE DEPARTMENT

## TRAFFIC SAFETY - MONTHLY COMPARISON

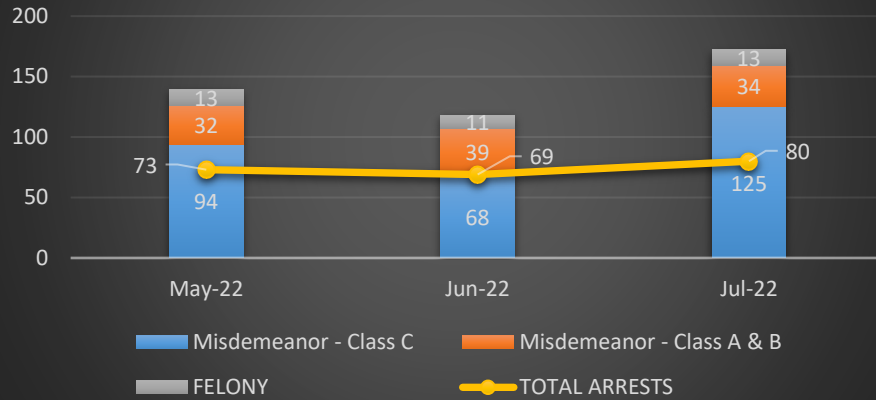


## TRAFFIC SAFETY - ANNUAL MONTHLY COMPARISON

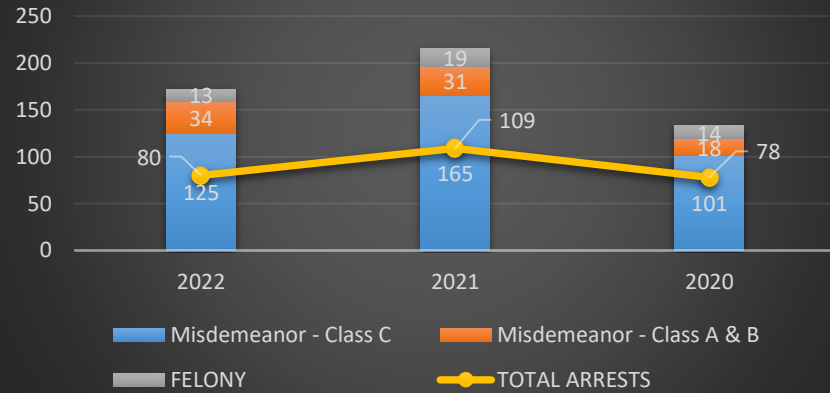


# ANGLETON POLICE DEPARTMENT

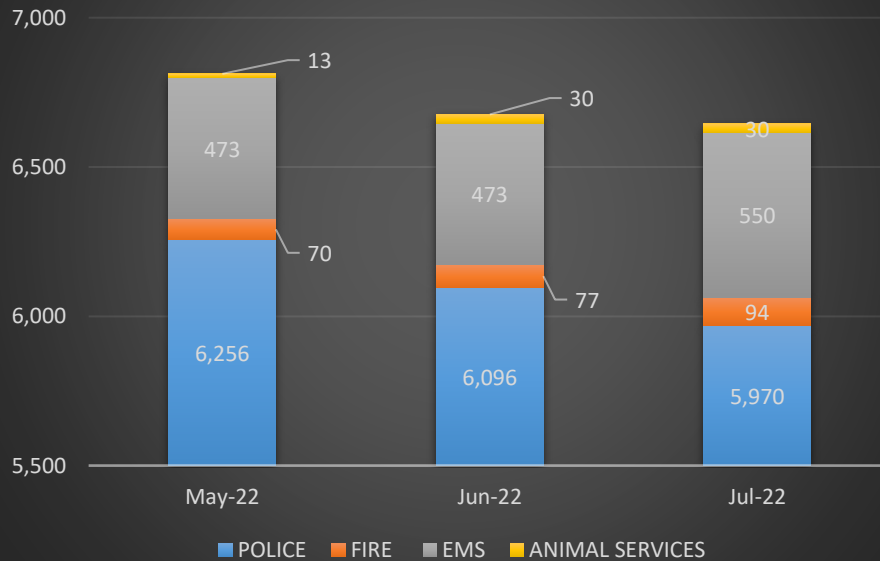
## ARRESTS AND CHARGES - MONTHLY COMPARISON



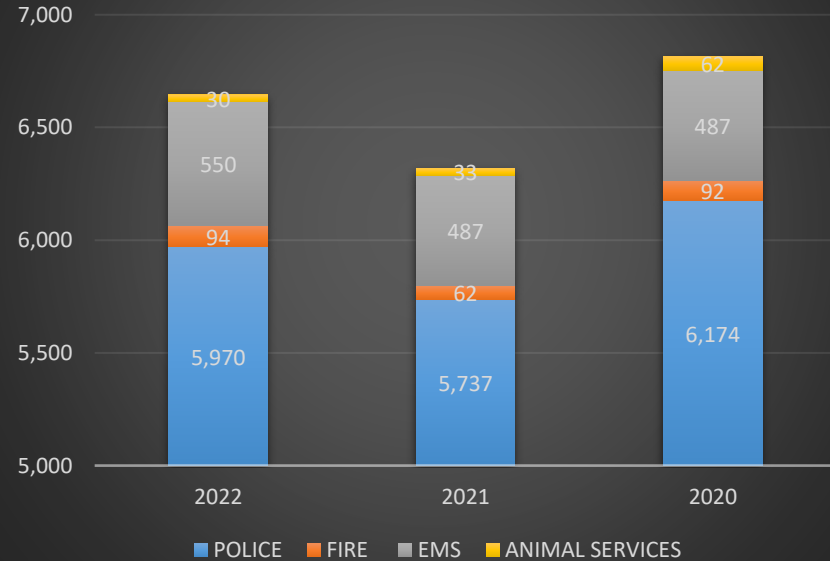
## ARRESTS AND CHARGES - ANNUAL COMPARISON



## CALLS FOR SERVICE - MONTHLY COMPARISON



## CALLS FOR SERVICE - ANNUAL COMPARISON



# ANGLETON POLICE DEPARTMENT

## DISCLAIMER AND TRANSPARENCY IN REPORTING

\*Documented Traffic Violations account only the number of violations in which a written warning or traffic citation was issued. Reasons for less traffic violations listed than traffic encounters includes, but is not limited too the following: An arrest was made for a higher charge and no warning/citation issued, verbal warning issued, a class C misdemeanor other than a traffic violation citation was issued (such as possession of drug paraphernalia), and/or a citation was issued only for the most serious violation with no warning for other violations issued.

\*\*Other Class C Violations account for all class C Misdemeanor warnings/citations issued which may or may not have risen from a traffic violation, and may have been issued in lieu of a traffic violation.

(†)Busiest Day and Busiest Time is calculated based on mostly reactive calls for service (but includes traffic encounters), and excludes other types of calls for service including, but not limited too the following: ACO Carcass, BOLO, Business Check, Close Patrol, Delayed, Follow Up, Jail Check (TCO), Jail Duty (Officer), Only Ang Fire Department, Private Tow, Repossession, Ride Along, Sick Call, Street Department, Weather, and Water Department.

All information obtained on the date the report was prepared, and contains the information available from the police departments RMS and CAD systems up to that date. All numbers based on information obtained from RMS and CAD. All numbers have a margin of error of approximatley +/- 2%; however, accuracy is the number one priority in preparing this report. DPS state standards allows for a margin of error of 4% for NIBRS. The information in this report is not meant to replace official UCR/NIBRS reporting.

(‡)Crime rate calculated based upon a population rate of 19,660 which was the population for the City of Angleton used by the FBI 2019 UCR crime statistics (which consist mostly of crimes against persons and property) listed in Table 8. 2019 crime statistics from other cities also taken from FBI Table 8 which is averaged by month (<https://ucr.fbi.gov/crime-in-the-u.s/2019/crime-in-the-u.s.-2019/tables/table-8/table-8-state-cuts/texas.xls>).

# ANGLETON POLICE DEPARTMENT

