


ANGLETON POLICE DEPARTMENT

 PRODUCTIVITY REPORT	MONTHLY COMPARISON				ANNUAL MONTHLY COMPARISON		
	Jun-22	Jul-22	Aug-22	YTD TOTAL	2022	2021	2020
TOTAL ARRESTS	69	80	93	730	93	120	78
TOTAL Charges	118	172	191	1336	191	216	138
Misdemeanor - Class C	68	125	142	959	142	131	84
Misdemeanor - Class A & B	39	34	43	263	43	56	37
FELONY	11	13	6	101	6	15	17
TOTAL CALLS FOR SERVICES	6,774	6,644	6,934	54,392	6,934	6,284	6,771
POLICE	6,096	5,970	6,314	49,637	6,314	5,657	6,195
FIRE	77	94	83	576	83	60	74
EMS	473	550	492	3811	492	526	438
ANIMAL SERVICES	30	30	45	251	45	41	64
AVERAGE RESP TIME - PRIORITY	1:35	2:16	3:25	2:12	3:25	4:46	4:50
AVERAGE RESP TIME - NON PRIORITY	1:12	6:25	4:14	2:54	4:14	6:29	3:31
BUSIEST DAY(†)	WED	SAT	TUES	MON	TUES	MON	MON
BUSIEST TIMES(†)	1700 & 1900	1700 & 1900	0900	1700	0900	900	1400-1500
TRAFFIC SAFETY							
TRAFFIC ENCOUNTERS	524	384	614	5222	614	704	433
DOCUMENTED TRAFFIC VIOLATIONS*	514	405	475	4952	475	657	409
OTHER CLASS C VIOLATIONS**	16	27	11	171	11	34	31
MOTOR VEHICLE CRASH	62	79	86	458	86	46	45
AUTO - PEDESTRIAN ACCIDENTS	0	0	0	4	0	0	1
SPEEDING STUDIES	0	0	0	0	0	1	5
WARRANT SERVICES							
WARRANTS CLEARED	99	200	173	1300	173	237	151
COLLECTION AMOUNT CLEARED	\$ 33,316.49	\$ 62,248.97	\$ 61,160.84	\$ 457,140.84	\$ 61,160.84	84050.65	52,293.00
ESTIMATED MONEY RECEIVED	\$ 9,765.90	\$ 17,163.46	\$ 8,158.64	\$ 126,808.94	\$ 8,158.64	\$ 10,715.13	3,435.00
TOTAL WARRANT ARRESTS	7	26	30	161	30	23	31
ADMIN CONSIDERATIONS							
TOTAL COMMUNITY EVENTS	1	1	0	6	0	0	0
TOTAL VOLUNTEER HOURS	0	0	0	27	0	16	0
TOTAL PTO HOURS	626.5	570	612	5490.5	612	905.5	507.5

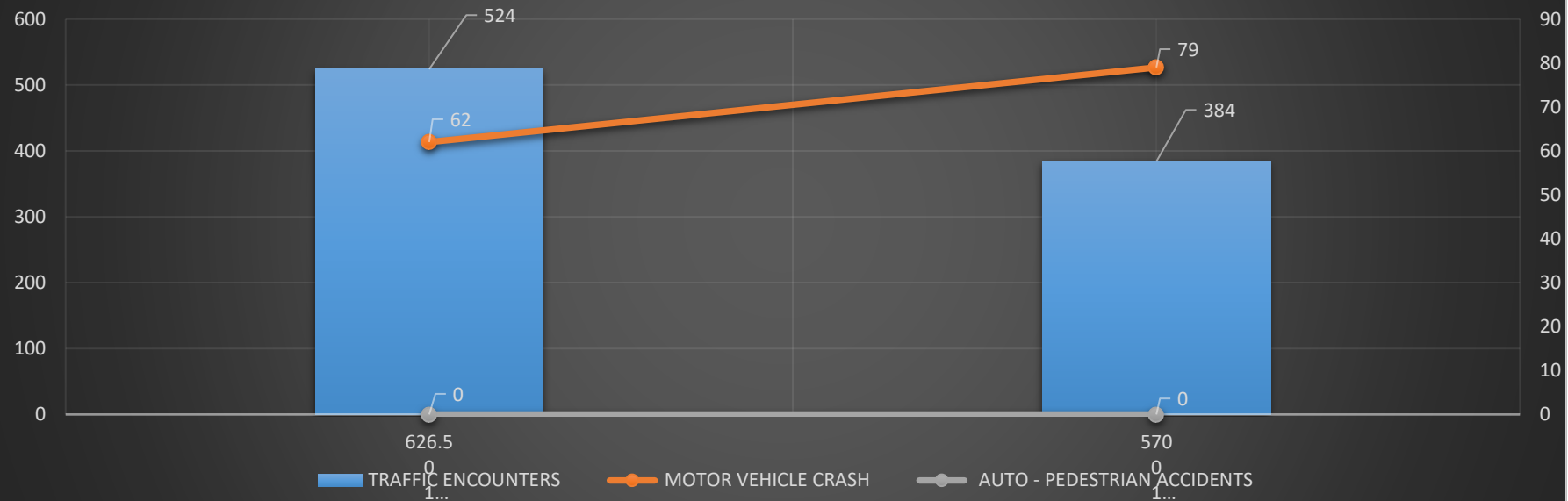
Prepared by: RHONDA BARTON
Prepared Date: 08/10/2022

Productivity Report
JULY 2022

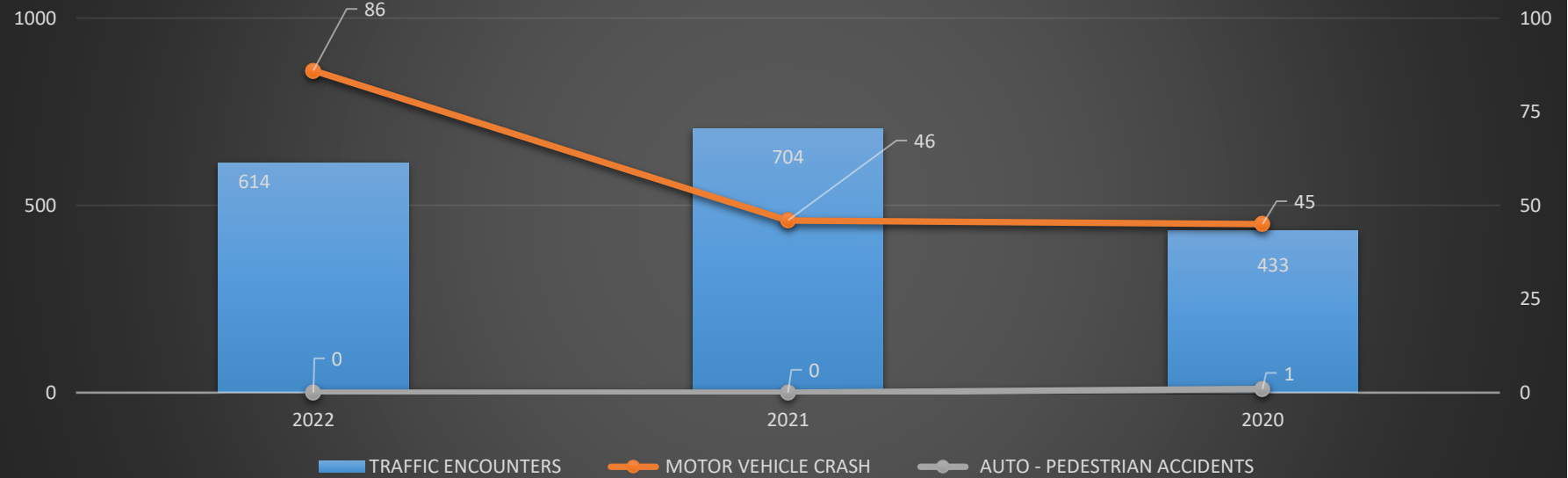
GUADALUPE VALDEZ
CHIEF OF POLICE

ANGLETON POLICE DEPARTMENT

TRAFFIC SAFETY - MONTHLY COMPARISON

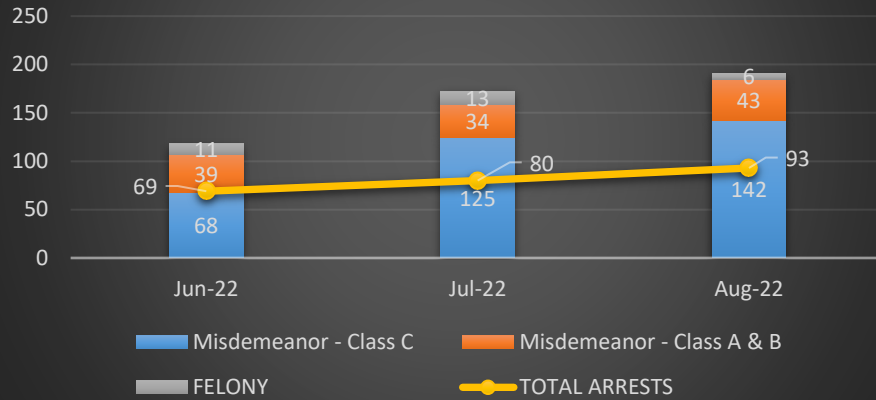


TRAFFIC SAFETY - ANNUAL MONTHLY COMPARISON

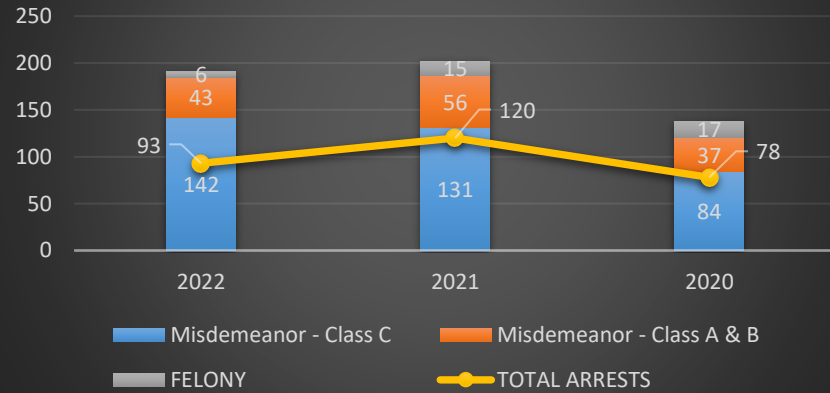


ANGLETON POLICE DEPARTMENT

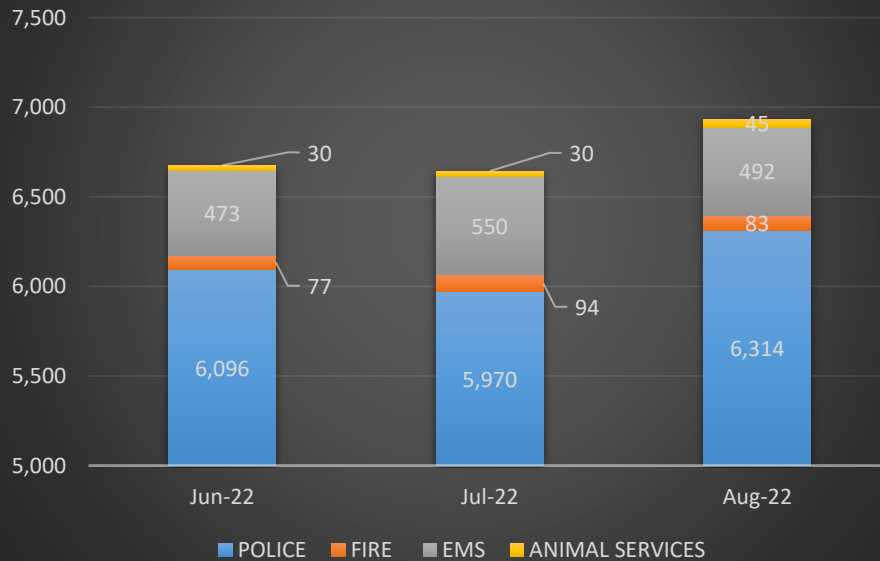
ARRESTS AND CHARGES - MONTHLY COMPARISON



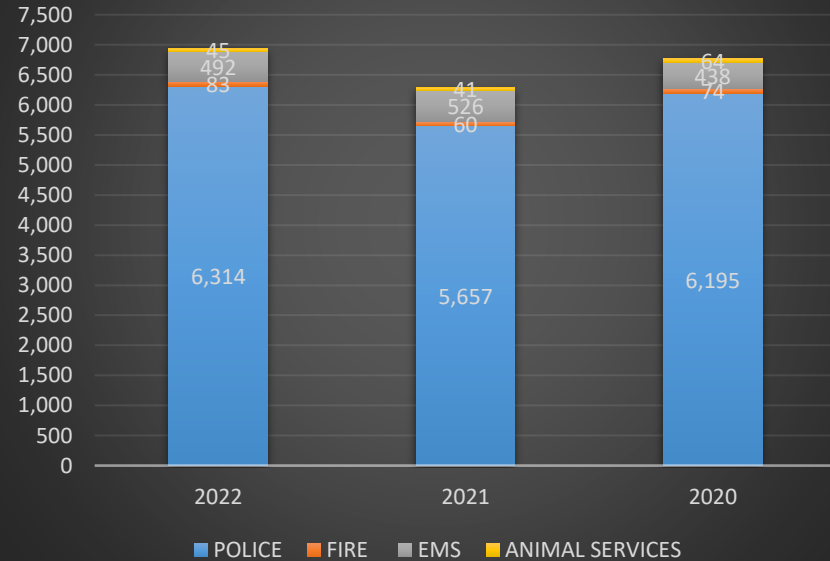
ARRESTS AND CHARGES - ANNUAL COMPARISON



CALLS FOR SERVICE - MONTHLY COMPARISON



CALLS FOR SERVICE - ANNUAL COMPARISON



ANGLETON POLICE DEPARTMENT

DISCLAIMER AND TRANSPARENCY IN REPORTING

*Documented Traffic Violations account only the number of violations in which a written warning or traffic citation was issued. Reasons for less traffic violations listed than traffic encounters includes, but is not limited too the following: An arrest was made for a higher charge and no warning/citation issued, verbal warning issued, a class C misdemeanor other than a traffic violation citation was issued (such as possession of drug paraphernalia), and/or a citation was issued only for the most serious violation with no warning for other violations issued.

**Other Class C Violations account for all class C Misdemeanor warnings/citations issued which may or may not have risen from a traffic violation, and may have been issued in lieu of a traffic violation.

(†)Busiest Day and Busiest Time is calculated based on mostly reactive calls for service (but includes traffic encounters), and excludes other types of calls for service including, but not limited too the following: ACO Carcass, BOLO, Business Check, Close Patrol, Delayed, Follow Up, Jail Check (TCO), Jail Duty (Officer), Only Ang Fire Department, Private Tow, Repossession, Ride Along, Sick Call, Street Department, Weather, and Water Department.

All information obtained on the date the report was prepared, and contains the information available from the police departments RMS and CAD systems up to that date. All numbers based on information obtained from RMS and CAD. All numbers have a margin of error of approximatley +/- 2%; however, accuracy is the number one priority in preparing this report. DPS state standards allows for a margin of error of 4% for NIBRS. The information in this report is not meant to replace official UCR/NIBRS reporting.

(‡)Crime rate calculated based upon a population rate of 19,660 which was the population for the City of Angleton used by the FBI 2019 UCR crime statistics (which consist mostly of crimes against persons and property) listed in Table 8. 2019 crime statistics from other cities also taken from FBI Table 8 which is averaged by month (<https://ucr.fbi.gov/crime-in-the-u.s/2019/crime-in-the-u.s.-2019/tables/table-8/table-8-state-cuts/texas.xls>).

ANGLETON POLICE DEPARTMENT

