


ANGLETON POLICE DEPARTMENT

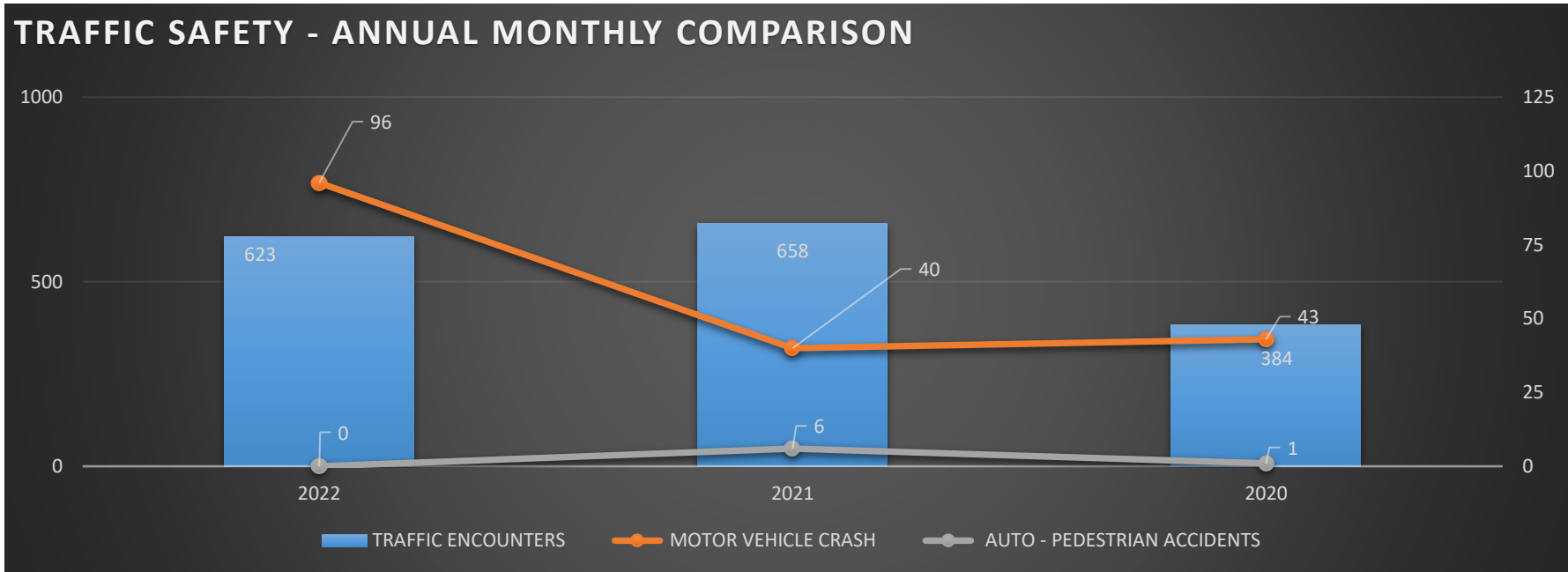
 PRODUCTIVITY REPORT	MONTHLY COMPARISON				ANNUAL MONTHLY COMPARISON		
	Sep-22	Oct-22	Nov-22	YTD TOTAL	2022	2021	2020
TOTAL ARRESTS	92	104	82	1008	82	104	95
TOTAL Charges	174	207	155	1872	155	185	170
Misdemeanor - Class C	117	160	114	1350	114	155	116
Misdemeanor - Class A & B	35	31	31	360	31	23	50
FELONY	22	16	10	149	10	6	4
TOTAL CALLS FOR SERVICES	6,988	7,593	6,914	75,887	6,914	6,181	9,219
POLICE	6,372	6,897	6,225	69,131	6,225	5,623	5,745
FIRE	72	106	86	840	86	67	54
EMS	507	552	440	5310	440	466	380
ANIMAL SERVICES	37	38	29	355	29	25	40
AVERAGE RESP TIME - PRIORITY	2:53	2:31	2:46	2:21	2:46	4:48	5:02
AVERAGE RESP TIME - NON PRIORITY	4:40	4:19	4:21	3:19	4:21	2:32	2:48
BUSIEST DAY(+)	FRI	SUN	SAT	SAT/MON	SAT	TUES	MON
BUSIEST TIMES(+)	0500	1200	1200/1300/1600	1700	12, 13, 16	1800	1900-2000
TRAFFIC SAFETY							
TRAFFIC ENCOUNTERS	795	716	623	7356	623	658	384
DOCUMENTED TRAFFIC VIOLATIONS*	742	776	781	7251	781	636	400
OTHER CLASS C VIOLATIONS**	14	25	23	233	23	17	21
MOTOR VEHICLE CRASH	68	94	96	716	96	40	43
AUTO - PEDESTRIAN ACCIDENTS	3	3	0	10	0	6	1
SPEEDING STUDIES	0	0	0	1	0	0	0
WARRANT SERVICES							
WARRANTS CLEARED	167	203	160	1830	160	166	141
COLLECTION AMOUNT CLEARED	\$ 64,747.55	\$ 74,110.78	\$ 59,427.24	\$ 655,426.40	\$ 59,427.24	58267.98	52,007.00
ESTIMATED MONEY RECEIVED	\$ 10,866.47	\$ 13,951.39	\$ 7,652.97	\$ 159,279.80	\$ 7,652.97	\$ 7,655.30	6,455.00
TOTAL WARRANT ARRESTS	23	21	20	225	20	20	31
ADMIN CONSIDERATIONS							
TOTAL COMMUNITY EVENTS	3	1	1	11	1	1	0
TOTAL PTO HOURS	612	578	816.25	7,496.75	816.25	667.5	1074.77

Prepared by: RHONDA BARTON
Prepared Date: 12/10/2022

Productivity Report
November 2022

GUADALUPE VALDEZ
CHIEF OF POLICE

ANGLETON POLICE DEPARTMENT



ANGLETON POLICE DEPARTMENT

DISCLAIMER AND TRANSPARENCY IN REPORTING

*Documented Traffic Violations account only the number of violations in which a written warning or traffic citation was issued. Reasons for less traffic violations listed than traffic encounters includes, but is not limited too the following: An arrest was made for a higher charge and no warning/citation issued, verbal warning issued, a class C misdemeanor other than a traffic violation citation was issued (such as possession of drug paraphernalia), and/or a citation was issued only for the most serious violation with no warning for other violations issued.

**Other Class C Violations account for all class C Misdemeanor warnings/citations issued which may or may not have risen from a traffic violation, and may have been issued in lieu of a traffic violation.

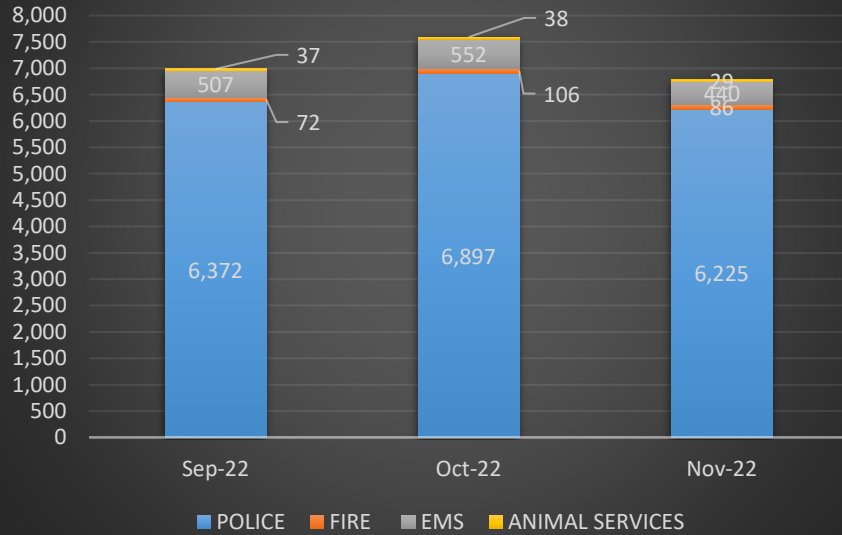
(†)Busiest Day and Busiest Time is calculated based on mostly reactive calls for service (but includes traffic encounters), and excludes other types of calls for service including, but not limited too the following: ACO Carcass, BOLO, Business Check, Close Patrol, Delayed, Follow Up, Jail Check (TCO), Jail Duty (Officer), Only Ang Fire Department, Private Tow, Repossession, Ride Along, Sick Call, Street Department, Weather, and Water Department.

All information obtained on the date the report was prepared, and contains the information available from the police departments RMS and CAD systems up to that date. All numbers based on information obtained from RMS and CAD. All numbers have a margin of error of approximatley +/- 2%; however, accuracy is the number one priority in preparing this report. DPS state standards allows for a margin of error of 4% for NIBRS. The information in this report is not meant to replace official UCR/NIBRS reporting.

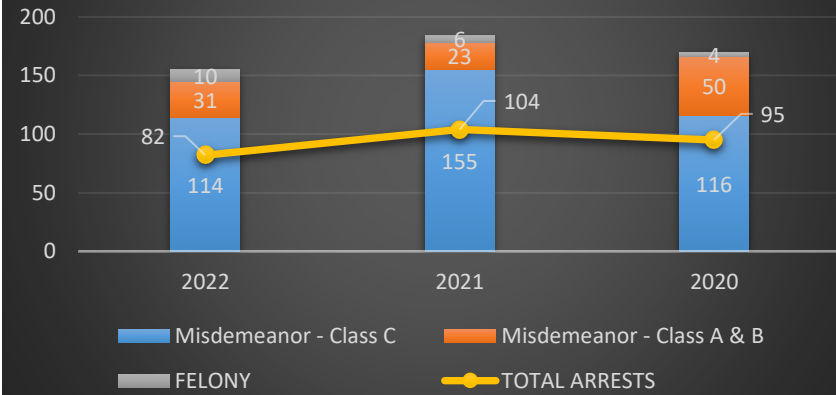
(‡)Crime rate calculated based upon a population rate of 19,660 which was the population for the City of Angleton used by the FBI 2019 UCR crime statistics (which consist mostly of crimes against persons and property) listed in Table 8. 2019 crime statistics from other cities also taken from FBI Table 8 which is averaged by month (<https://ucr.fbi.gov/crime-in-the-u.s/2019/crime-in-the-u.s.-2019/tables/table-8/table-8-state-cuts/texas.xls>).

ANGLETON POLICE DEPARTMENT

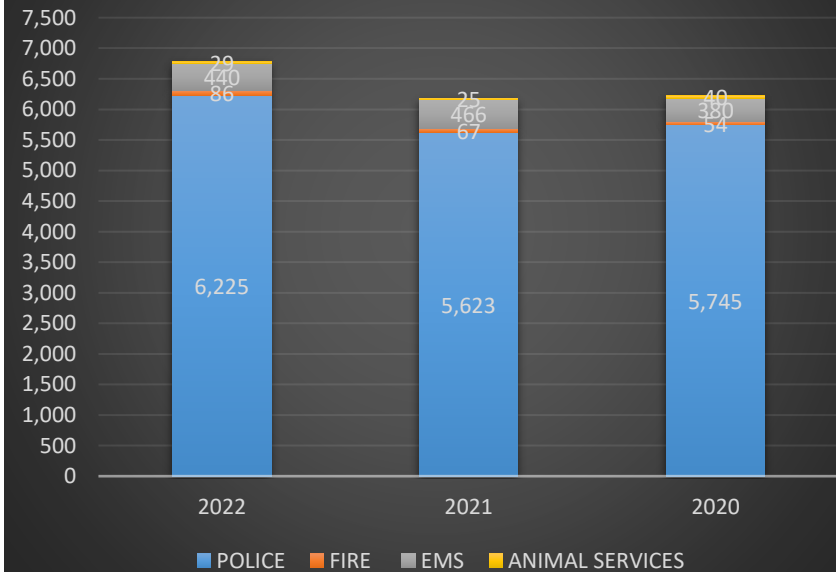
CALLS FOR SERVICE - MONTHLY COMPARISON



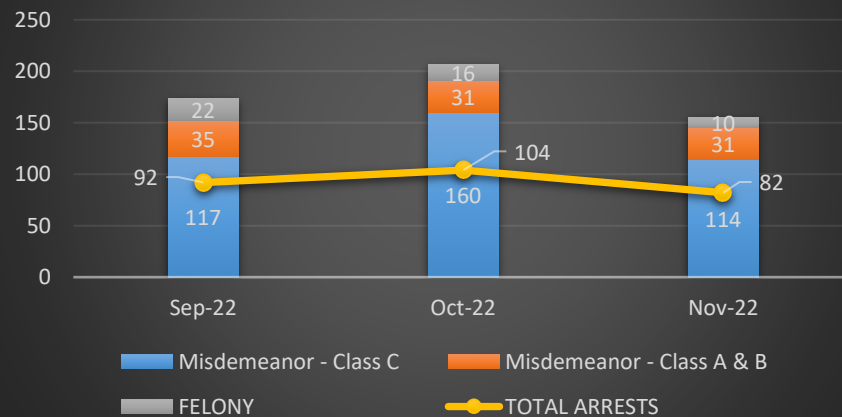
ARRESTS AND CHARGES - ANNUAL COMPARISON



CALLS FOR SERVICE - ANNUAL COMPARISON



ARRESTS AND CHARGES - MONTHLY COMPARISON



ANGLETON POLICE DEPARTMENT

