
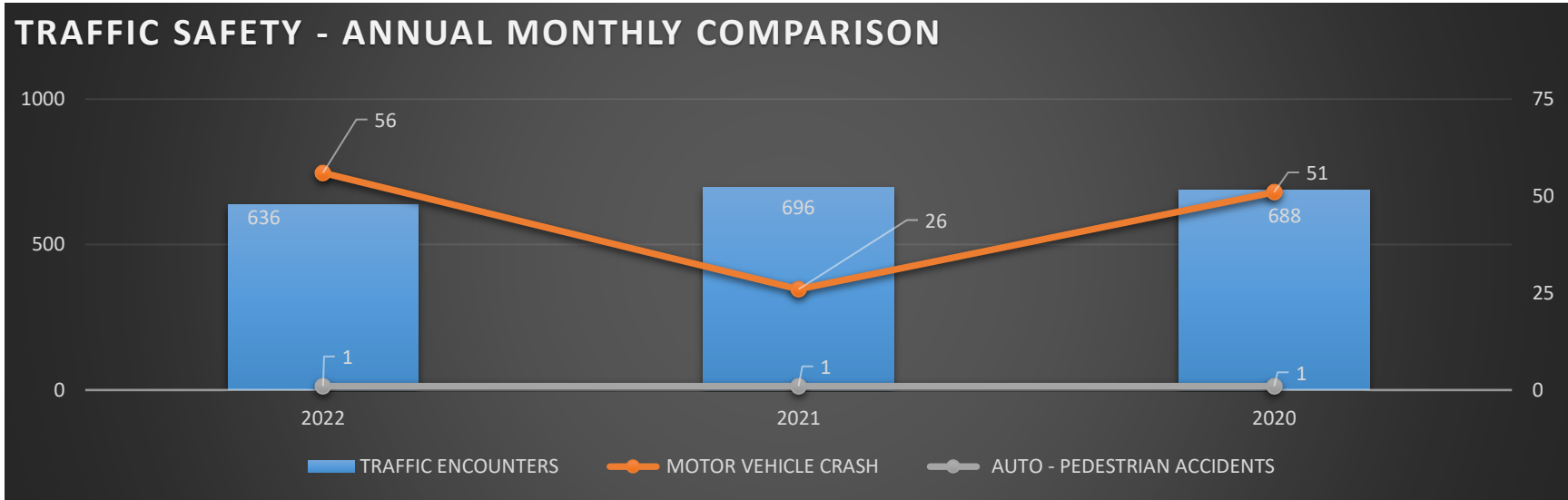


ANGLETON POLICE DEPARTMENT

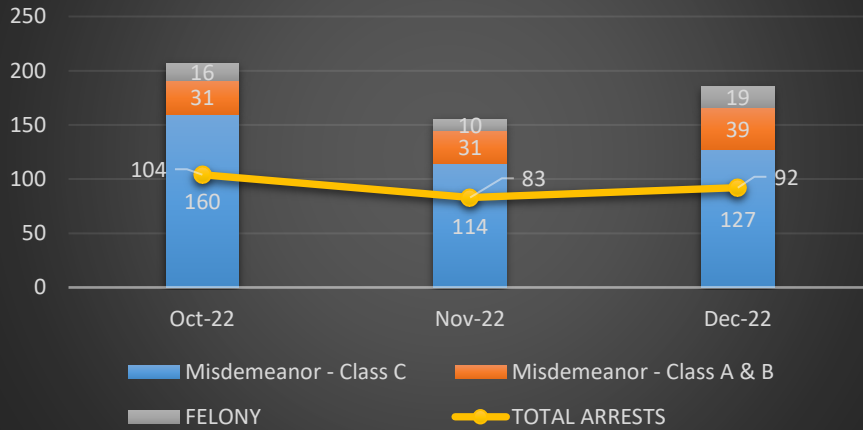
 PRODUCTIVITY REPORT	MONTHLY COMPARISON				ANNUAL MONTHLY COMPARISON		
	Oct-22	Nov-22	Dec-22	YTD TOTAL	2022	2021	2020
TOTAL ARRESTS	104	83	92	1100	92	106	78
TOTAL Charges	207	155	185	2057	185	182	148
Misdemeanor - Class C	160	114	127	1477	127	124	106
Misdemeanor - Class A & B	31	31	39	399	39	37	26
FELONY	16	10	19	168	19	18	16
TOTAL CALLS FOR SERVICES	7,593	6,914	7,948	83,835	7,948	6,202	7,310
POLICE	6,897	6,225	7,358	76,489	7,358	5,668	6,743
FIRE	106	86	88	928	86	52	68
EMS	552	440	502	5812	502	473	449
ANIMAL SERVICES	38	29	51	406	51	9	50
AVERAGE RESP TIME - PRIORITY	2:31	2:46	2:25	2:21	2:25	2:34	4:17
AVERAGE RESP TIME - NON PRIORITY	4:19	4:21	3:28	3:20	3:28	4:37	5:15
BUSIEST DAY(+)	SUN	SAT	THUR	SAT/MON	THUR	THUR	THUR
BUSIEST TIMES(+)	1200	1200/1300/1600	1200	1700	1200	1400	1400-1600
TRAFFIC SAFETY							
TRAFFIC ENCOUNTERS	716	623	636	7992	636	696	688
DOCUMENTED TRAFFIC VIOLATIONS*	776	781	723	7974	723	668	689
OTHER CLASS C VIOLATIONS**	25	23	30	263	30	28	17
MOTOR VEHICLE CRASH	94	96	56	772	56	26	51
AUTO - PEDESTRIAN ACCIDENTS	3	0	1	11	1	1	1
SPEEDING STUDIES	0	0	0	1	0	0	2
WARRANT SERVICES							
WARRANTS CLEARED	203	160	155	1985	155	176	117
COLLECTION AMOUNT CLEARED	\$ 74,110.78	\$ 59,427.24	\$ 54,341.27	\$ 709,767.70	\$ 54,341.27	61182.90	40,390.00
ESTIMATED MONEY RECEIVED	\$ 13,951.39	\$ 7,652.97	\$ 10,848.79	\$ 170,128.60	\$ 10,848.79	\$ 22,347.93	6,065.00
TOTAL WARRANT ARRESTS	21	20	14	239	14	18	16
ADMIN CONSIDERATIONS							
TOTAL COMMUNITY EVENTS	1	1	2	13	2	1	1
TOTAL PTO HOURS	578	816.25	1241.75	8,738.50	1241.75	375.25	984

ANGLETON POLICE DEPARTMENT

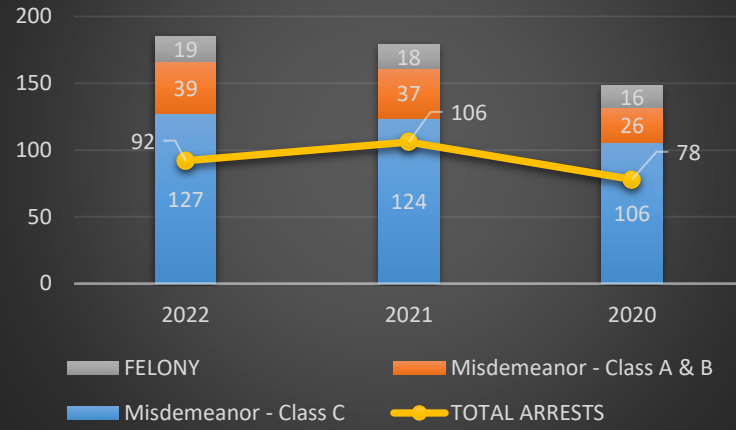


ANGLETON POLICE DEPARTMENT

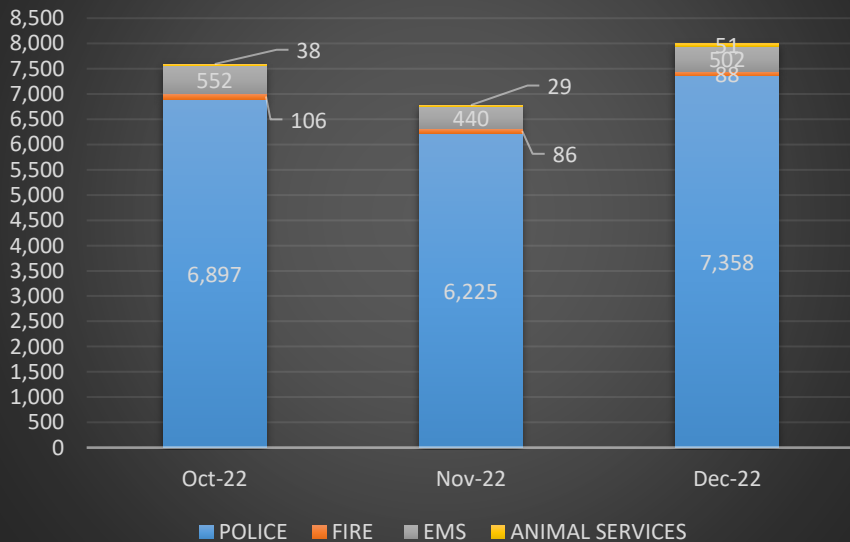
ARRESTS AND CHARGES - MONTHLY COMPARISON



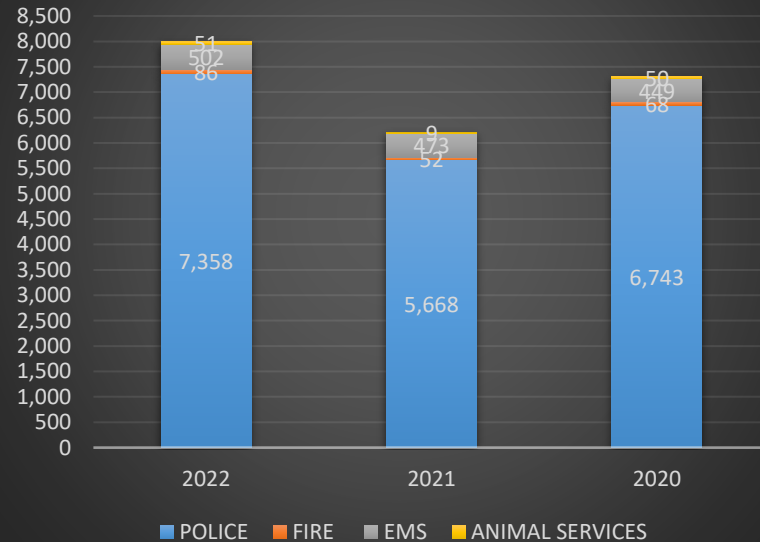
ARRESTS AND CHARGES - ANNUAL COMPARISON



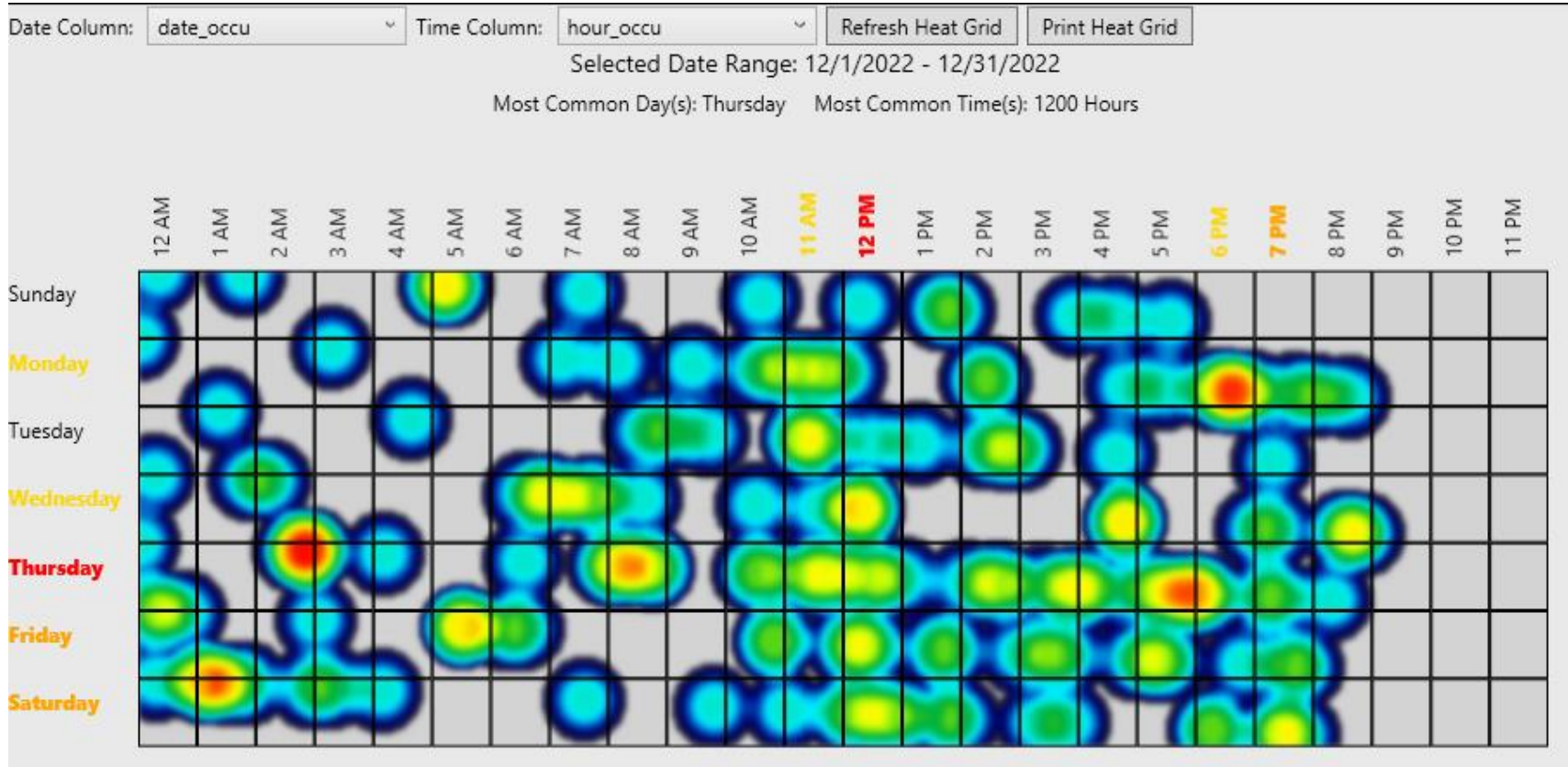
CALLS FOR SERVICE - MONTHLY COMPARISON



CALLS FOR SERVICE - ANNUAL COMPARISON



ANGLETON POLICE DEPARTMENT



ANGLETON POLICE DEPARTMENT

DISCLAIMER AND TRANSPARENCY IN REPORTING

*Documented Traffic Violations account only the number of violations in which a written warning or traffic citation was issued. Reasons for less traffic violations listed than traffic encounters includes, but is not limited too the following: An arrest was made for a higher charge and no warning/citation issued, verbal warning issued, a class C misdemeanor other than a traffic violation citation was issued (such as possession of drug paraphernalia), and/or a citation was issued only for the most serious violation with no warning for other violations issued.

**Other Class C Violations account for all class C Misdemeanor warnings/citations issued which may or may not have risen from a traffic violation, and may have been issued in lieu of a traffic violation.

(†)Busiest Day and Busiest Time is calculated based on mostly reactive calls for service (but includes traffic encounters), and excludes other types of calls for service including, but not limited too the following: ACO Carcass, BOLO, Business Check, Close Patrol, Delayed, Follow Up, Jail Check (TCO), Jail Duty (Officer), Only Ang Fire Department, Private Tow, Repossession, Ride Along, Sick Call, Street Department, Weather, and Water Department.

All information obtained on the date the report was prepared, and contains the information available from the police departments RMS and CAD systems up to that date. All numbers based on information obtained from RMS and CAD. All numbers have a margin of error of approximatley +/- 2%; however, accuracy is the number one priority in preparing this report. DPS state standards allows for a margin of error of 4% for NIBRS. The information in this report is not meant to replace official UCR/NIBRS reporting.

(‡)Crime rate calculated based upon a population rate of 19,660 which was the population for the City of Angleton used by the FBI 2019 UCR crime statistics (which consist mostly of crimes against persons and property) listed in Table 8. 2019 crime statistics from other cities also taken from FBI Table 8 which is averaged by month (<https://ucr.fbi.gov/crime-in-the-u.s/2019/crime-in-the-u.s.-2019/tables/table-8/table-8-state-cuts/texas.xls>).