
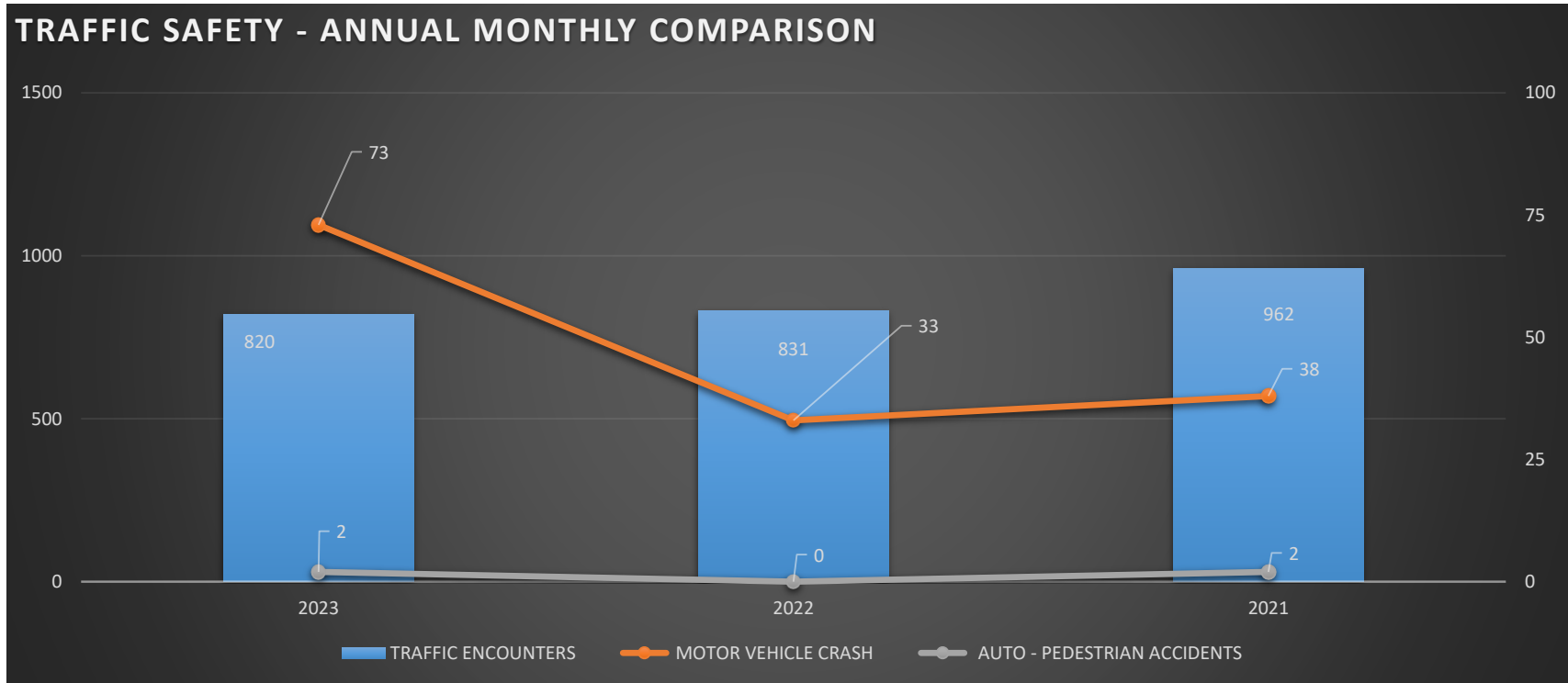


ANGLETON POLICE DEPARTMENT

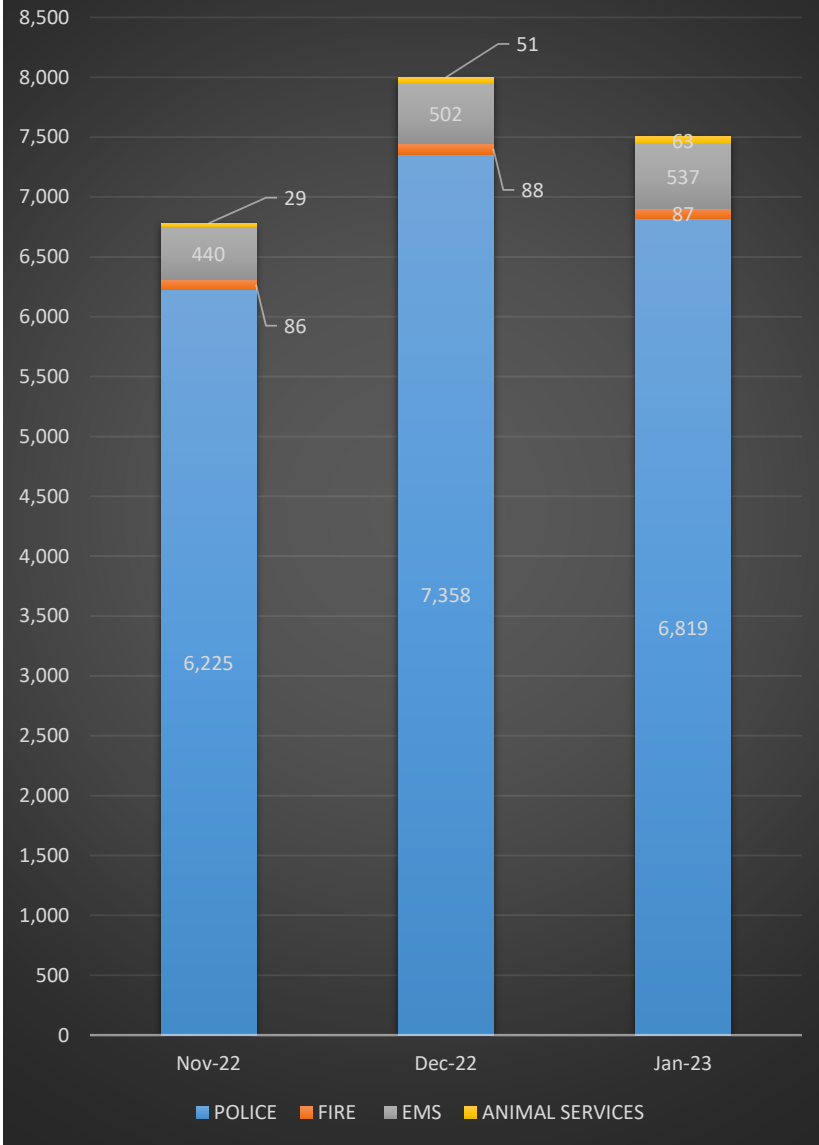
 APD PRODUCTIVITY REPORT	MONTHLY COMPARISON				ANNUAL MONTHLY COMPARISON		
	Nov-22	Dec-22	Jan-23	YTD TOTAL	2023	2022	2021
TOTAL ARRESTS	82	92	109	109	109	110	97
TOTAL Charges	155	185	226	226	226	217	154
Misdemeanor - Class C	114	127	170	170	170	166	81
Misdemeanor - Class A & B	31	39	43	43	43	40	58
FELONY	10	19	13	13	13	11	15
TOTAL CALLS FOR SERVICES	6,914	7,948	7,506	7,506	7,506	6,259	7,094
POLICE	6,225	7,358	6,819	6,819	6,819	5,653	6,518
FIRE	86	88	87	87	87	64	61
EMS	440	502	537	537	537	502	467
ANIMAL SERVICES	29	51	63	63	63	40	48
AVERAGE RESP TIME - PRIORITY	2:46	2:25	3:09	3:09	3:09	5:24	4:54
AVERAGE RESP TIME - NON PRIORITY	4:21	3:28	4:04	4:04	4:04	2:24	1:54
BUSIEST DAY(+)	SAT	THUR	MON/TUE	MON/TUE	MON/TUE	SAT/SUN	FRI
BUSIEST TIMES(+)	1200/1300/1600	1200	1700	1700	1700	1600	1000-1100
TRAFFIC SAFETY							
TRAFFIC ENCOUNTERS	623	636	820	820	820	831	962
DOCUMENTED TRAFFIC VIOLATIONS*	781	723	968	968	968	796	977
OTHER CLASS C VIOLATIONS**	23	30	54	54	54	19	43
MOTOR VEHICLE CRASH	96	56	73	73	73	33	38
AUTO - PEDESTRIAN ACCIDENTS	0	1	2	2	2	0	2
SPEEDING STUDIES	0	0	0	0	0	0	3
WARRANT SERVICES							
WARRANTS CLEARED	160	155	234	234	234	187	130
COLLECTION AMOUNT CLEARED	\$ 59,427.24	\$ 54,341.27	\$ 81,792.28	\$ 81,792.28	\$ 81,792.28	67302.07	45,901.60
ESTIMATED MONEY RECEIVED	\$ 7,652.97	\$ 10,848.79	\$ 14,517.97	\$ 14,517.97	\$ 14,517.97	\$ 11,794.32	19,487.66
TOTAL WARRANT ARRESTS	20	14	23	23	23	23	1
ADMIN CONSIDERATIONS							
TOTAL COMMUNITY EVENTS	1	2	1	1	1	1	1
TOTAL PTO HOURS	816.25	1241.75	486	486	486	887.5	573.5

ANGLETON POLICE DEPARTMENT

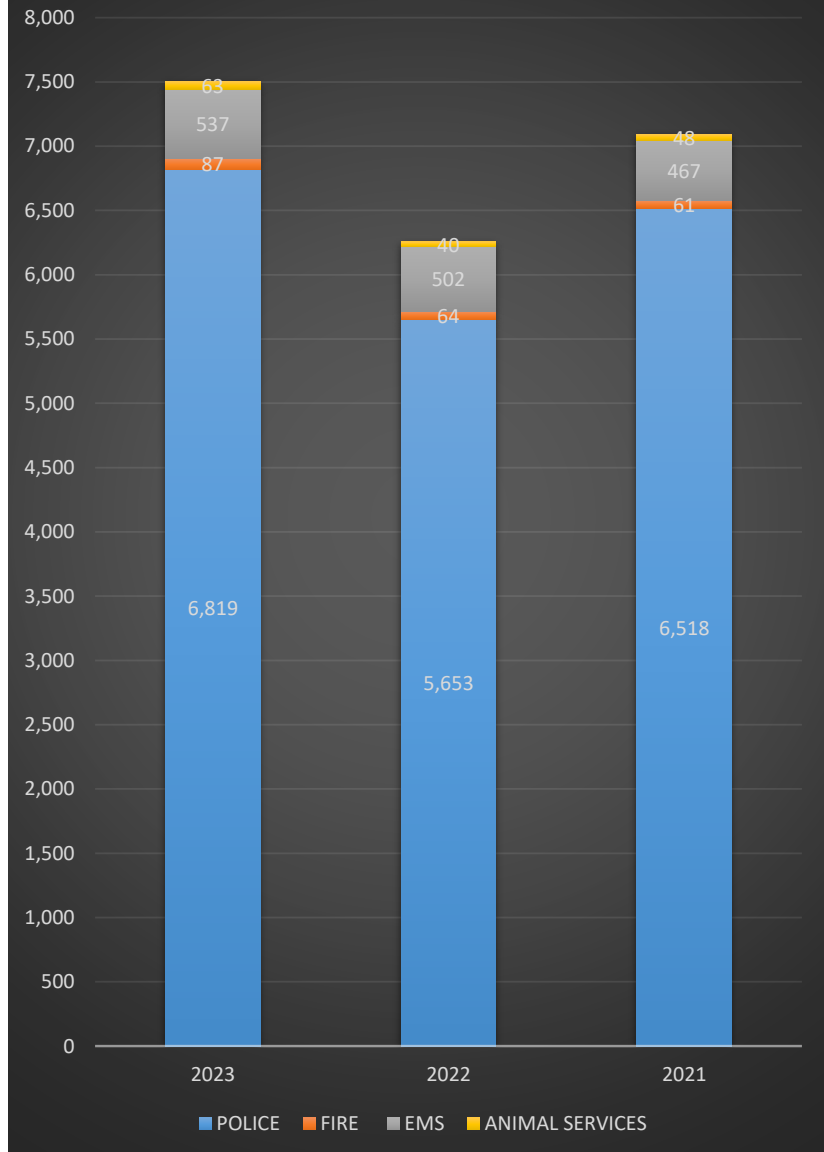


ANGLETON POLICE DEPARTMENT

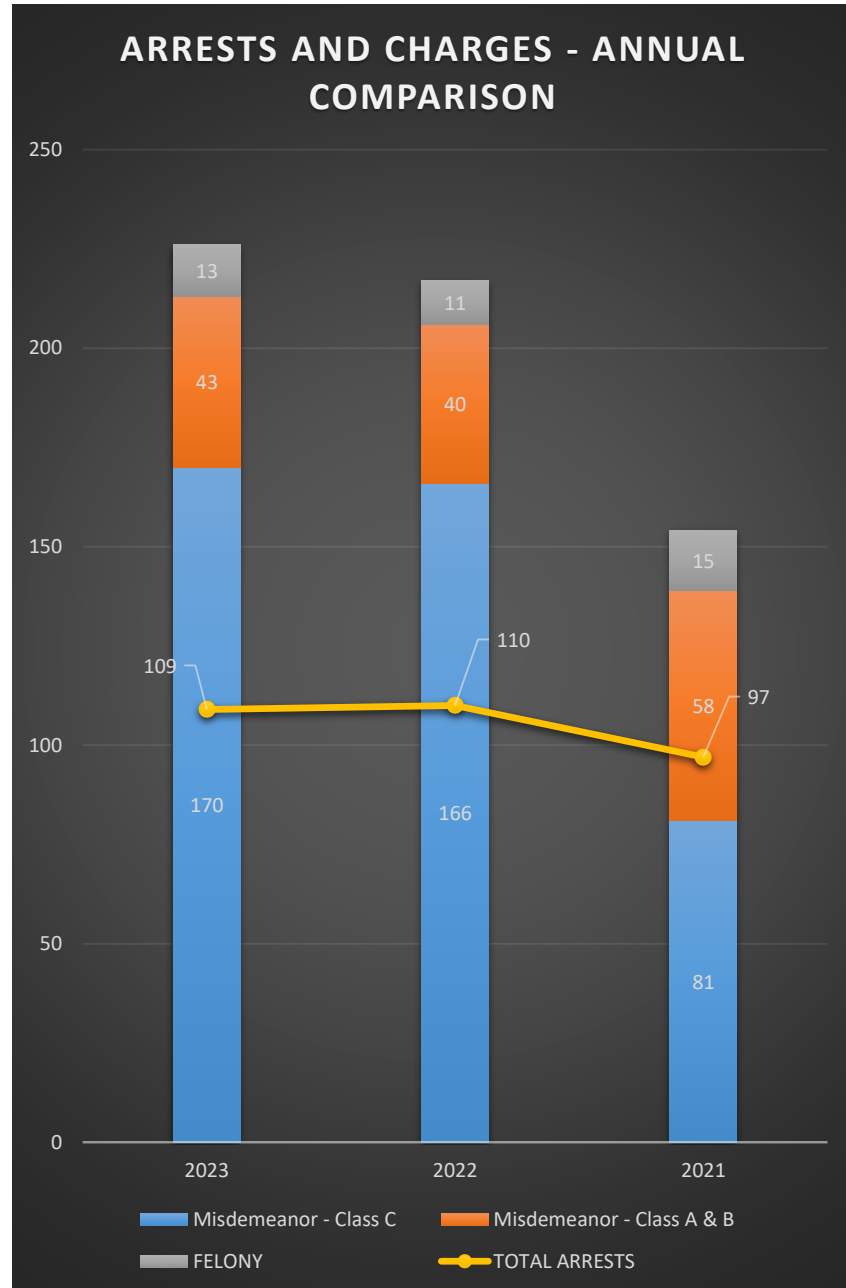
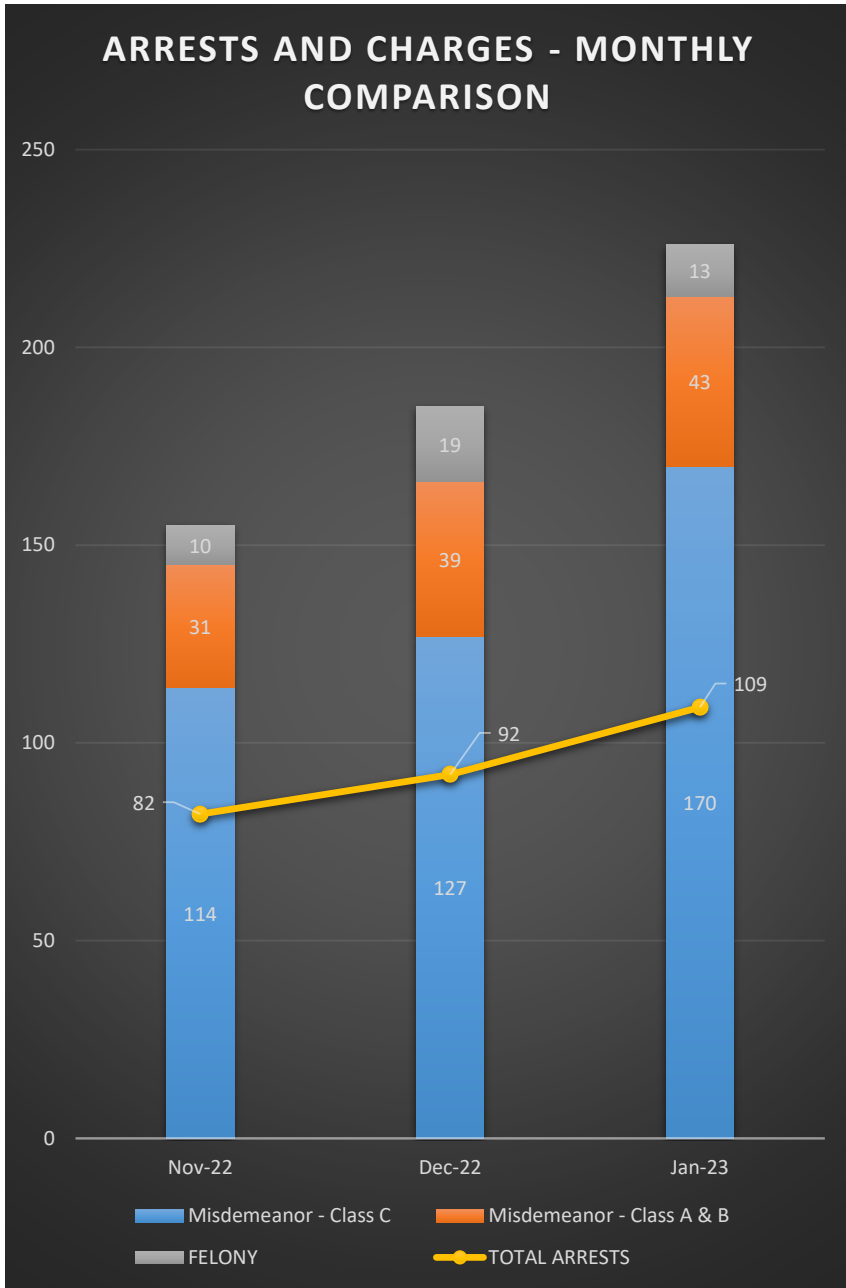
CALLS FOR SERVICE - MONTHLY COMPARISON



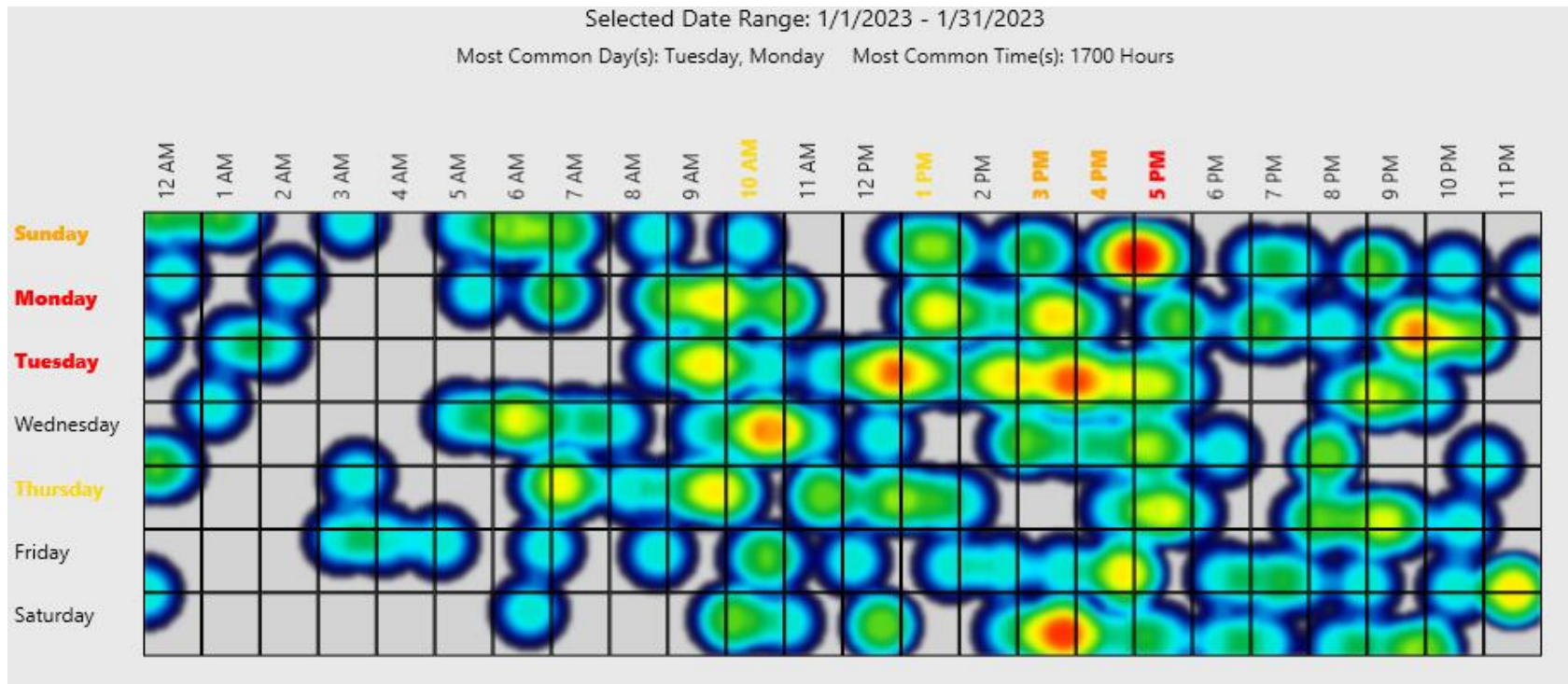
CALLS FOR SERVICE - ANNUAL COMPARISON



ANGLETON POLICE DEPARTMENT



ANGLETON POLICE DEPARTMENT



ANGLETON POLICE DEPARTMENT

DISCLAIMER AND TRANSPARENCY IN REPORTING

*Documented Traffic Violations account only the number of violations in which a written warning or traffic citation was issued. Reasons for less traffic violations listed than traffic encounters includes, but is not limited too the following: An arrest was made for a higher charge and no warning/citation issued, verbal warning issued, a class C misdemeanor other than a traffic violation citation was issued (such as possession of drug paraphernalia), and/or a citation was issued only for the most serious violation with no warning for other violations issued.

**Other Class C Violations account for all class C Misdemeanor warnings/citations issued which may or may not have risen from a traffic violation, and may have been issued in lieu of a traffic violation.

(†)Busiest Day and Busiest Time is calculated based on mostly reactive calls for service (but includes traffic encounters), and excludes other types of calls for service including, but not limited too the following: ACO Carcass, BOLO, Business Check, Close Patrol, Delayed, Follow Up, Jail Check (TCO), Jail Duty (Officer), Only Ang Fire Department, Private Tow, Repossession, Ride Along, Sick Call, Street Department, Weather, and Water Department.

All information obtained on the date the report was prepared, and contains the information available from the police departments RMS and CAD systems up to that date. All numbers based on information obtained from RMS and CAD. All numbers have a margin of error of approximatley +/- 2%; however, accuracy is the number one priority in preparing this report. DPS state standards allows for a margin of error of 4% for NIBRS. The information in this report is not meant to replace official UCR/NIBRS reporting.

(‡)Crime rate calculated based upon a population rate of 19,660 which was the population for the City of Angleton used by the FBI 2019 UCR crime statistics (which consist mostly of crimes against persons and property) listed in Table 8. 2019 crime statistics from other cities also taken from FBI Table 8 which is averaged by month (<https://ucr.fbi.gov/crime-in-the-u.s/2019/crime-in-the-u.s.-2019/tables/table-8/table-8-state-cuts/texas.xls>).