
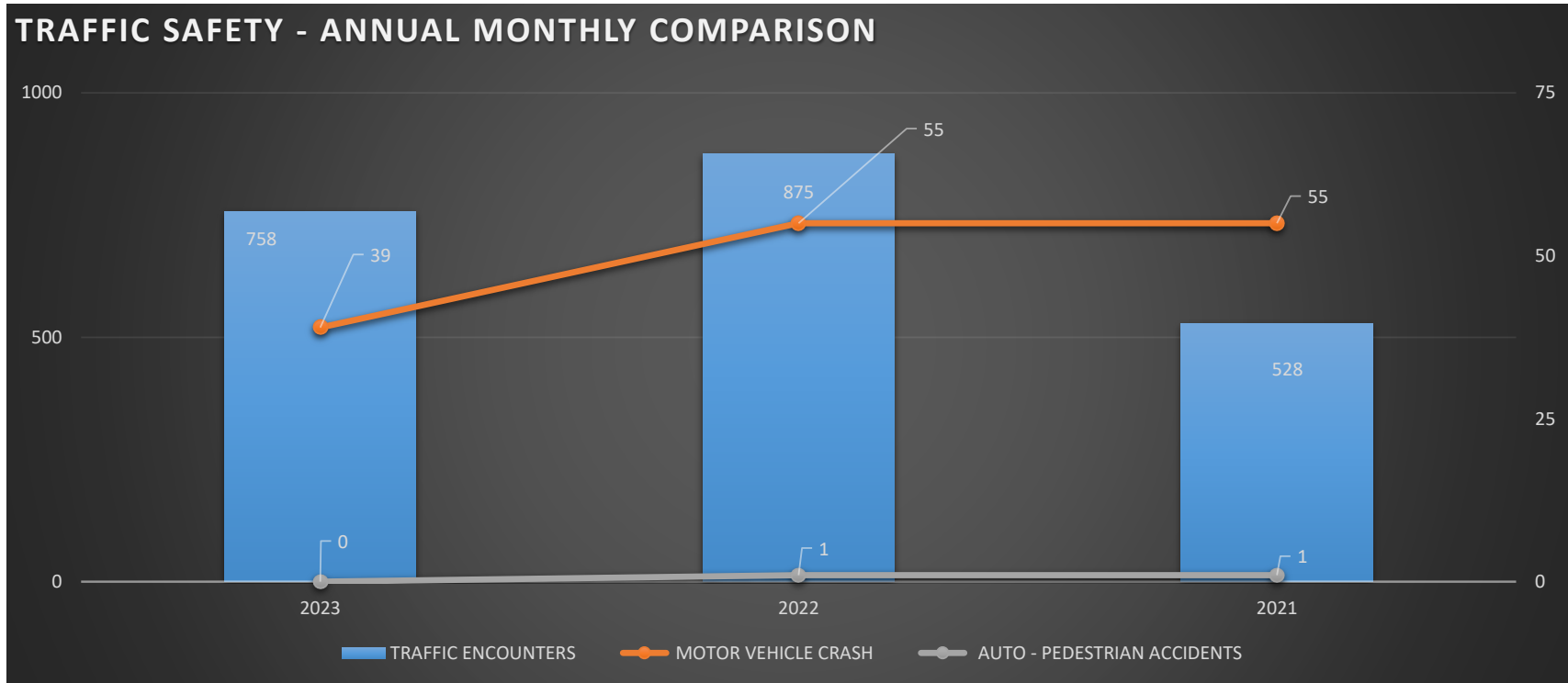


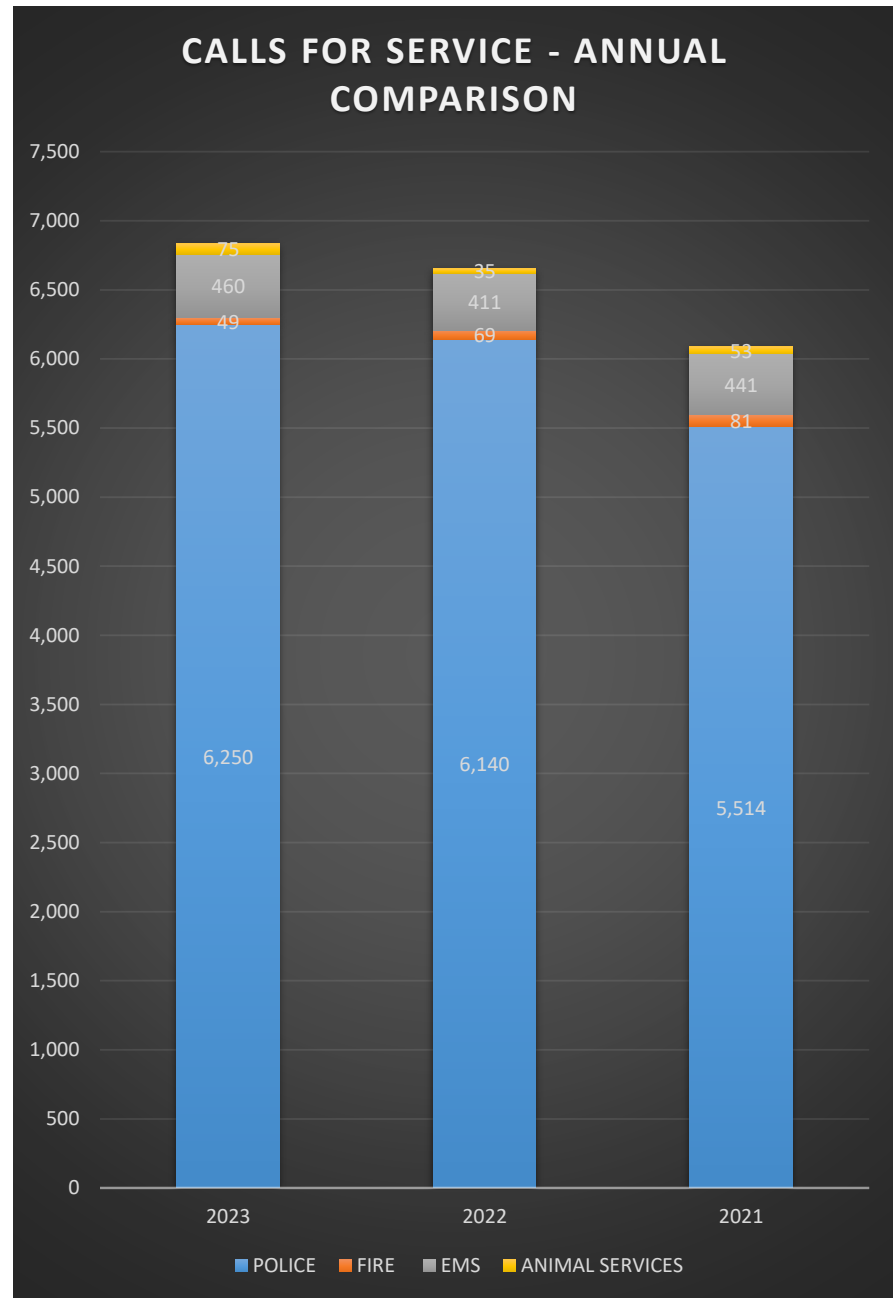
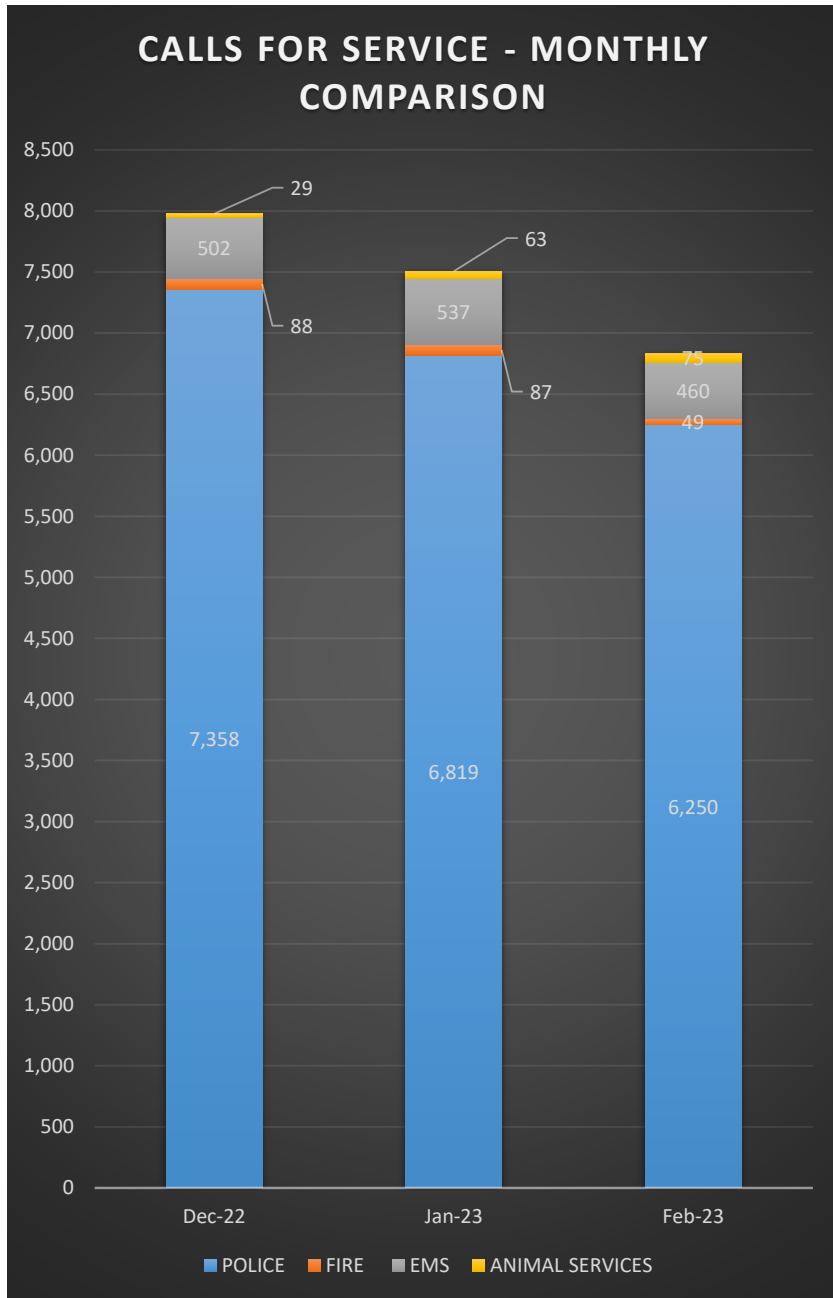
ANGLETON POLICE DEPARTMENT

 APD PRODUCTIVTY REPORT	MONTHLY COMPARISON				ANNUAL MONTHLY COMPARISON		
	Dec-22	Jan-23	Feb-23	YTD TOTAL	2023	2022	2021
TOTAL ARRESTS	92	109	103	212	103	109	64
TOTAL Charges	185	226	203	429	203	190	114
Misdemeanor - Class C	127	170	144	314	144	150	71
Misdemeanor - Class A & B	39	43	47	90	47	24	28
FELONY	19	13	12	25	12	16	15
TOTAL CALLS FOR SERVICES	7,948	7,506	6,834	14,340	6,834	6,655	6,089
POLICE	7,358	6,819	6,250	13,069	6,250	6,140	5,514
FIRE	88	87	49	136	49	69	81
EMS	502	537	460	997	460	411	441
ANIMAL SERVICES	29	63	75	138	75	35	53
AVERAGE RESP TIME - PRIORITY	2:25	3:09	3:03	3:06	3:03	5:08	4:30
AVERAGE RESP TIME - NON PRIORITY	3:28	4:04	4:20	4:12	4:20	2:29	2:40
BUSIEST DAY(+)	THUR	MON/TUE	MON	MON	MON	MON	MON
BUSIEST TIMES(+)	1200	1700	1600	1600	1600	1700	1500/1600
TRAFFIC SAFETY							
TRAFFIC ENCOUNTERS	636	820	758	1578	758	875	528
DOCUMENTED TRAFFIC VIOLATIONS*	723	968	824	1792	824	849	528
OTHER CLASS C VIOLATIONS**	30	54	35	89	35	24	26
MOTOR VEHICLE CRASH	56	73	39	112	39	55	55
AUTO - PEDESTRIAN ACCIDENTS	1	2	0	2	0	1	1
SPEEDING STUDIES	0	0	0	0	0	0	1
WARRANT SERVICES							
WARRANTS CLEARED	155	234	174	408	174	180	105
COLLECTION AMOUNT CLEARED	\$ 54,341.27	\$ 81,792.28	\$ 64,026.00	\$ 145,818.28	\$ 64,026.00	66870.13	45,715.00
ESTIMATED MONEY RECEIVED	\$ 10,848.79	\$ 14,517.97	\$ 18,945.09	\$ 33,463.06	\$ 18,945.09	\$ 18,603.90	13,698.00
TOTAL WARRANT ARRESTS	14	23	23	46	23	24	9
ADMIN CONSIDERATIONS							
TOTAL COMMUNITY EVENTS	2	1	0	1	0	0	0
TOTAL PTO HOURS	1241.75	486	634.5	1120.5	634.5	583	687.5

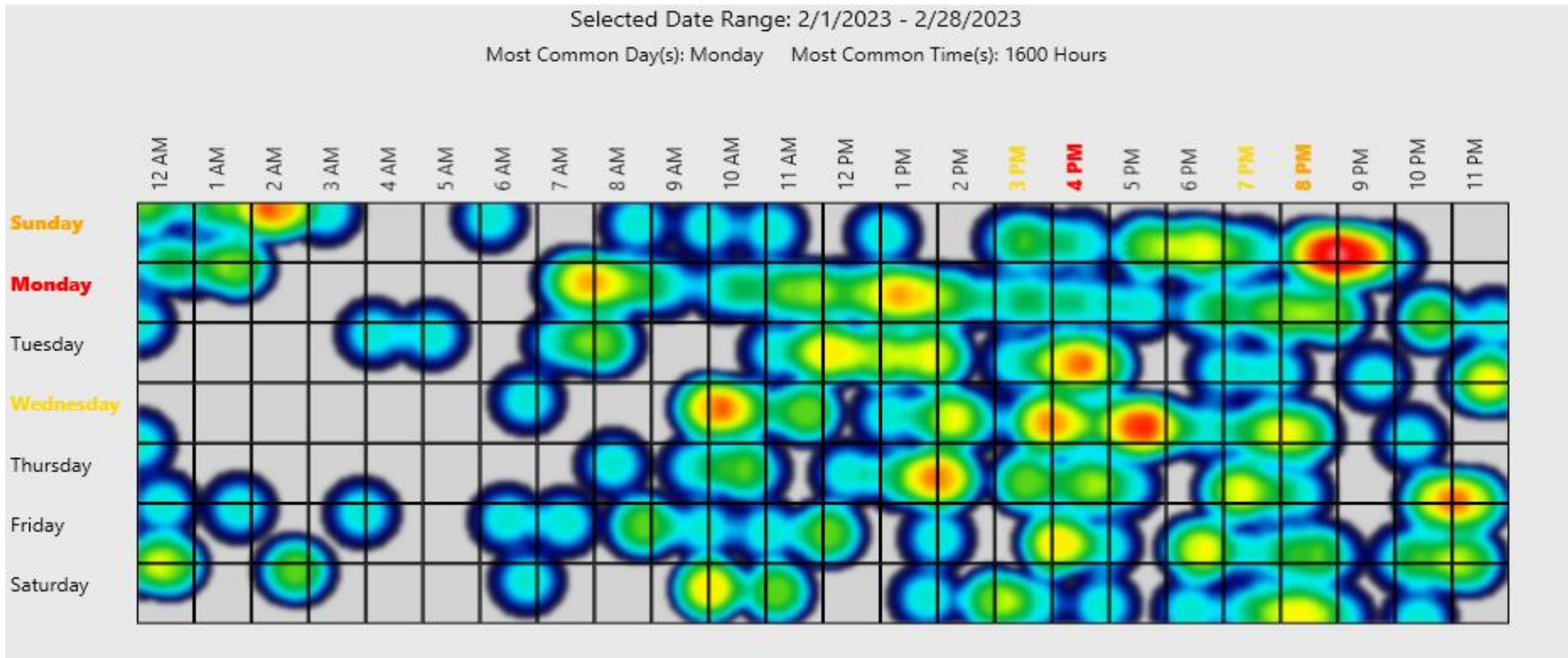
ANGLETON POLICE DEPARTMENT



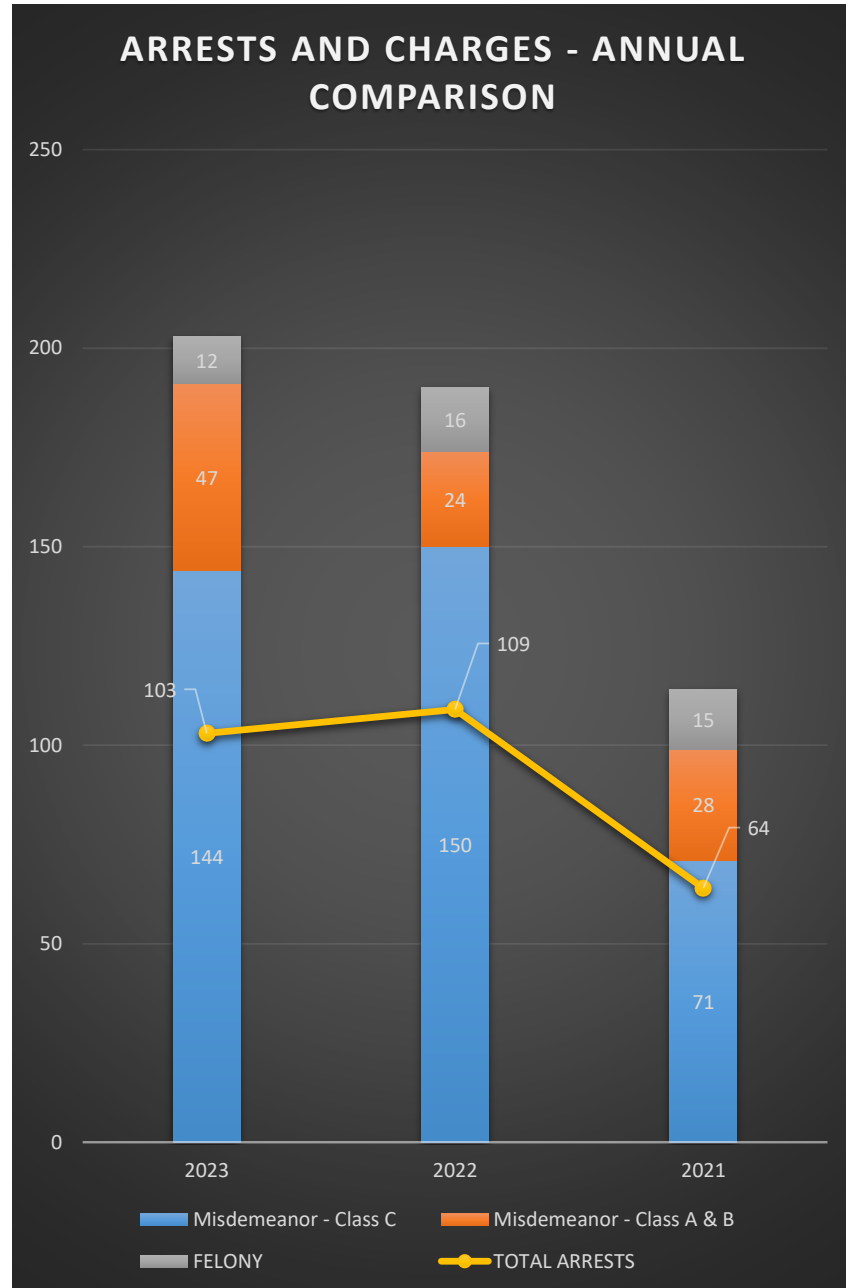
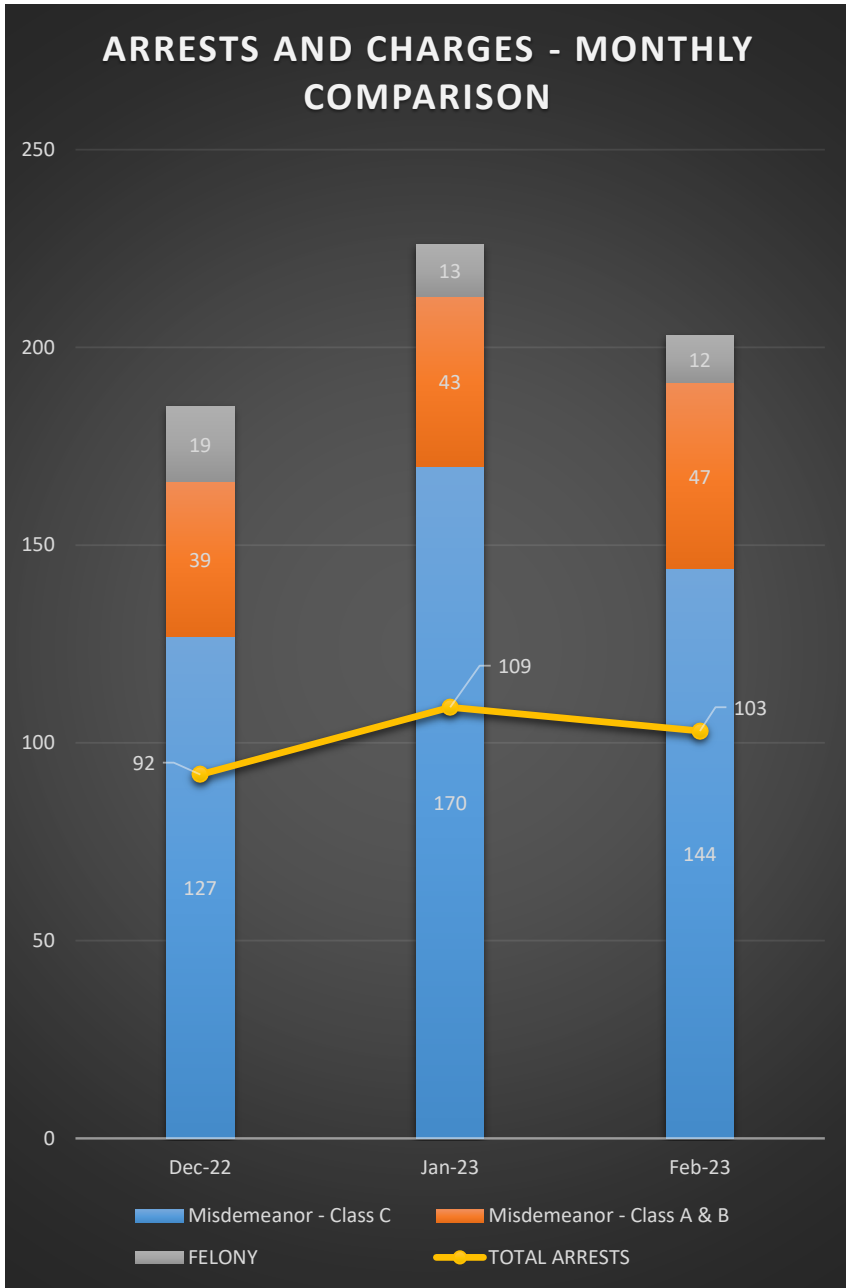
ANGLETON POLICE DEPARTMENT



ANGLETON POLICE DEPARTMENT



ANGLETON POLICE DEPARTMENT



ANGLETON POLICE DEPARTMENT

DISCLAIMER AND TRANSPARENCY IN REPORTING

*Documented Traffic Violations account only the number of violations in which a written warning or traffic citation was issued. Reasons for less traffic violations listed than traffic encounters includes, but is not limited too the following: An arrest was made for a higher charge and no warning/citation issued, verbal warning issued, a class C misdemeanor other than a traffic violation citation was issued (such as possession of drug paraphernalia), and/or a citation was issued only for the most serious violation with no warning for other violations issued.

**Other Class C Violations account for all class C Misdemeanor warnings/citations issued which may or may not have risen from a traffic violation, and may have been issued in lieu of a traffic violation.

(†)Busiest Day and Busiest Time is calculated based on mostly reactive calls for service (but includes traffic encounters), and excludes other types of calls for service including, but not limited too the following: ACO Carcass, BOLO, Business Check, Close Patrol, Delayed, Follow Up, Jail Check (TCO), Jail Duty (Officer), Only Ang Fire Department, Private Tow, Repossession, Ride Along, Sick Call, Street Department, Weather, and Water Department.

All information obtained on the date the report was prepared, and contains the information available from the police departments RMS and CAD systems up to that date. All numbers based on information obtained from RMS and CAD. All numbers have a margin of error of approximatley +/- 2%; however, accuracy is the number one priority in preparing this report. DPS state standards allows for a margin of error of 4% for NIBRS. The information in this report is not meant to replace official UCR/NIBRS reporting.

(‡)Crime rate calculated based upon a population rate of 19,660 which was the population for the City of Angleton used by the FBI 2019 UCR crime statistics (which consist mostly of crimes against persons and property) listed in Table 8. 2019 crime statistics from other cities also taken from FBI Table 8 which is averaged by month (<https://ucr.fbi.gov/crime-in-the-u.s/2019/crime-in-the-u.s.-2019/tables/table-8/table-8-state-cuts/texas.xls>).