
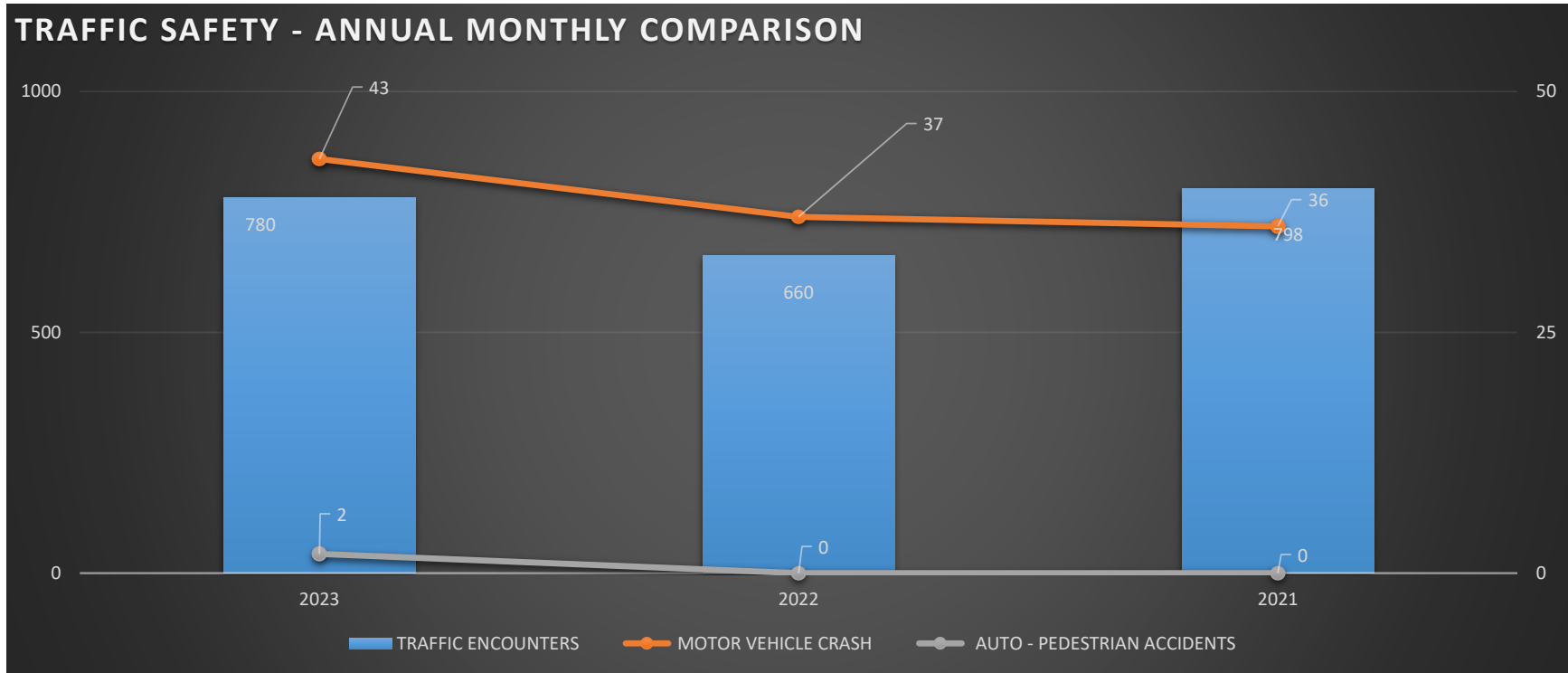


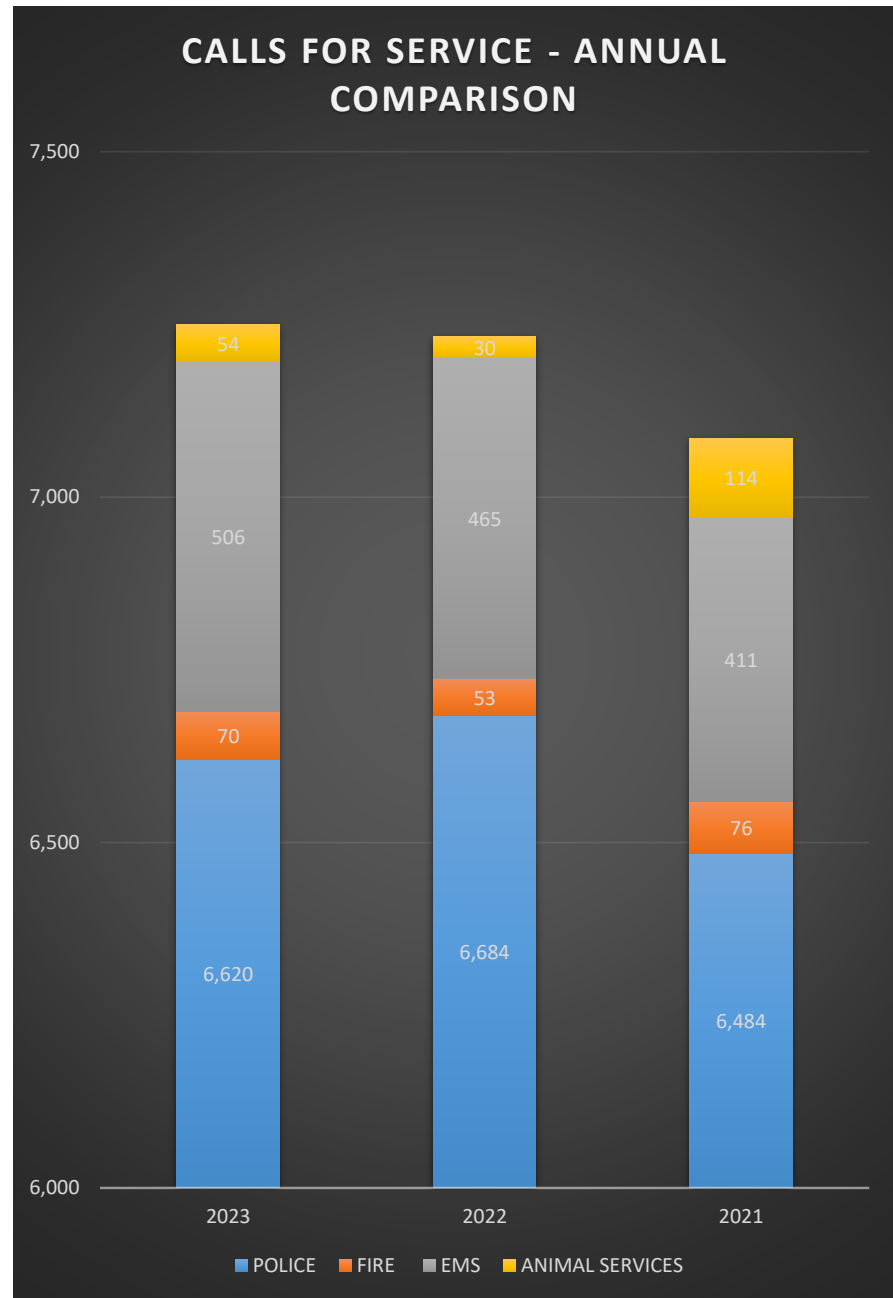
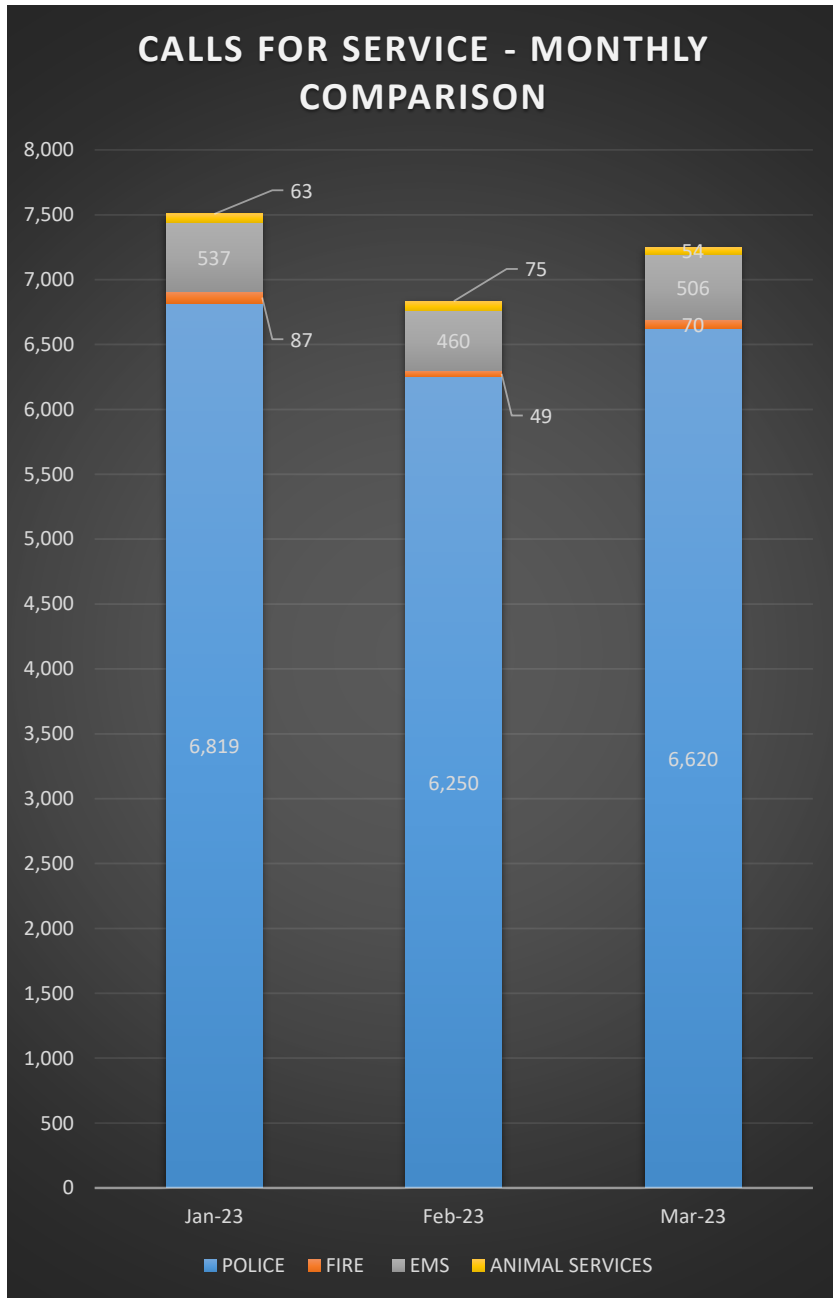
ANGLETON POLICE DEPARTMENT

 APD PRODUCTIVTY REPORT	MONTHLY COMPARISON				ANNUAL MONTHLY COMPARISON		
	Jan-23	Feb-23	Mar-23	YTD TOTAL	2023	2022	2021
TOTAL ARRESTS	109	103	72	284	72	134	119
TOTAL Charges	226	203	127	556	127	181	231
Misdemeanor - Class C	170	144	88	402	88	129	169
Misdemeanor - Class A & B	43	47	26	116	26	32	62
FELONY	13	12	13	38	13	20	13
TOTAL CALLS FOR SERVICES	7,506	6,834	7,382	21,722	7,382	7,232	7,085
POLICE	6,819	6,250	6,620	19,689	6,620	6,684	6,484
FIRE	87	49	70	206	70	53	76
EMS	537	460	506	1503	506	465	411
ANIMAL SERVICES	63	75	54	192	54	30	114
AVERAGE RESP TIME - PRIORITY	3:09	3:03	1:37	2:36	1:37	1:30	1:42
AVERAGE RESP TIME - NON PRIORITY	4:04	4:20	2:53	3:45	2:53	5:32	5:00
BUSIEST DAY(+)	MON/TUE	MON	THUR	MON	THUR	THUR	TUE
BUSIEST TIMES(+)	1700	1600	1700	1700	1700	1700-1800	2300-0259
TRAFFIC SAFETY							
TRAFFIC ENCOUNTERS	820	758	780	2358	780	660	798
DOCUMENTED TRAFFIC VIOLATIONS*	968	824	929	2721	929	629	798
OTHER CLASS C VIOLATIONS**	54	35	23	112	23	31	26
MOTOR VEHICLE CRASH	73	39	43	155	43	37	36
AUTO - PEDESTRIAN ACCIDENTS	2	0	2	4	2	0	0
SPEEDING STUDIES	0	0	0	0	0	0	3
WARRANT SERVICES							
WARRANTS CLEARED	234	174	146	554	146	181	312
COLLECTION AMOUNT CLEARED	\$ 81,792.28	\$ 64,026.00	\$ 47,222.30	\$ 19,304,058.00	\$ 47,222.30	66462.92	109,877.00
ESTIMATED MONEY RECEIVED	\$ 14,517.97	\$ 18,945.09	\$ 22,623.94	\$ 56,087.00	\$ 22,623.94	\$ 25,278.42	40,061.00
TOTAL WARRANT ARRESTS	23	23	13	59	13	22	40
ADMIN CONSIDERATIONS							
TOTAL COMMUNITY EVENTS	1	0	1	2	1	1	1
TOTAL PTO HOURS	486	634.5	1007.15	2127.65	1007.15	796	792

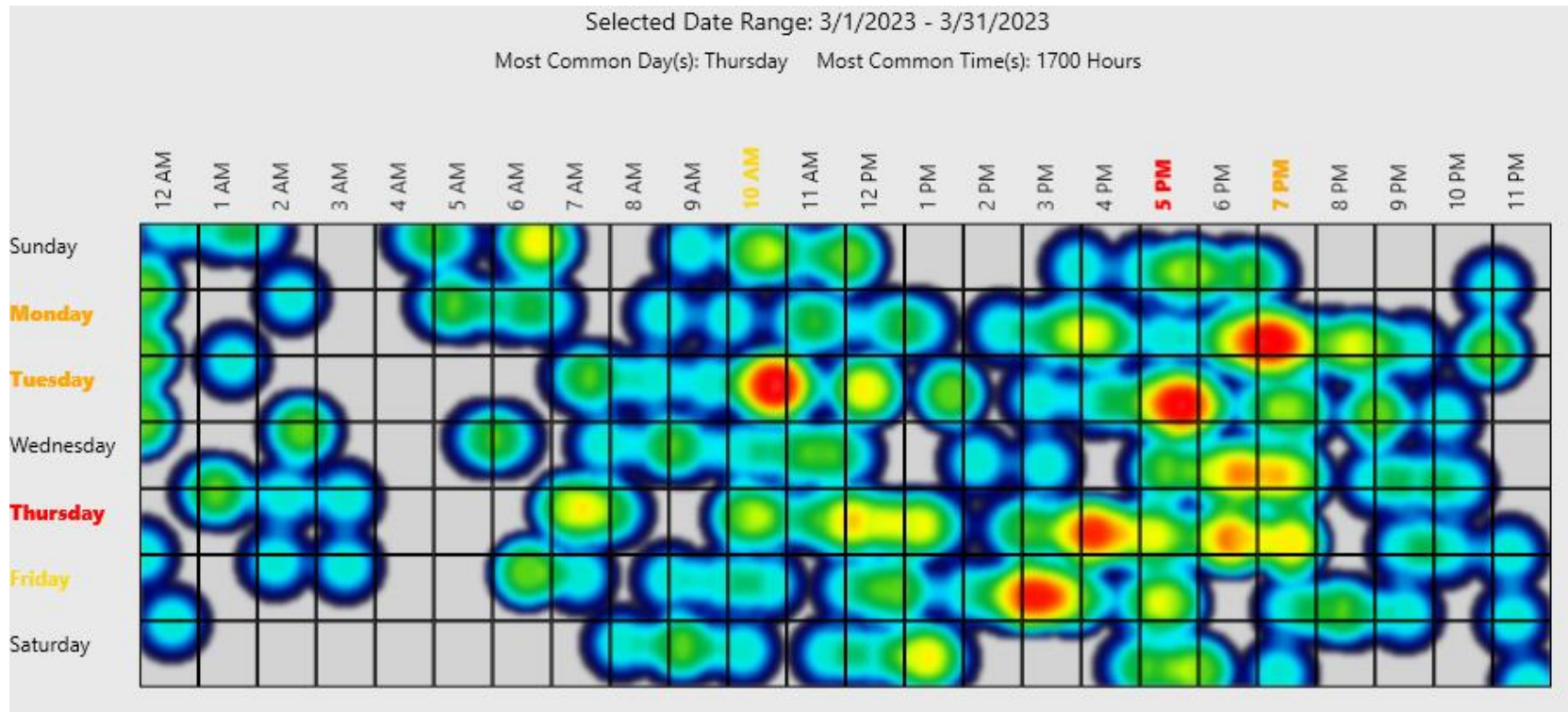
ANGLETON POLICE DEPARTMENT



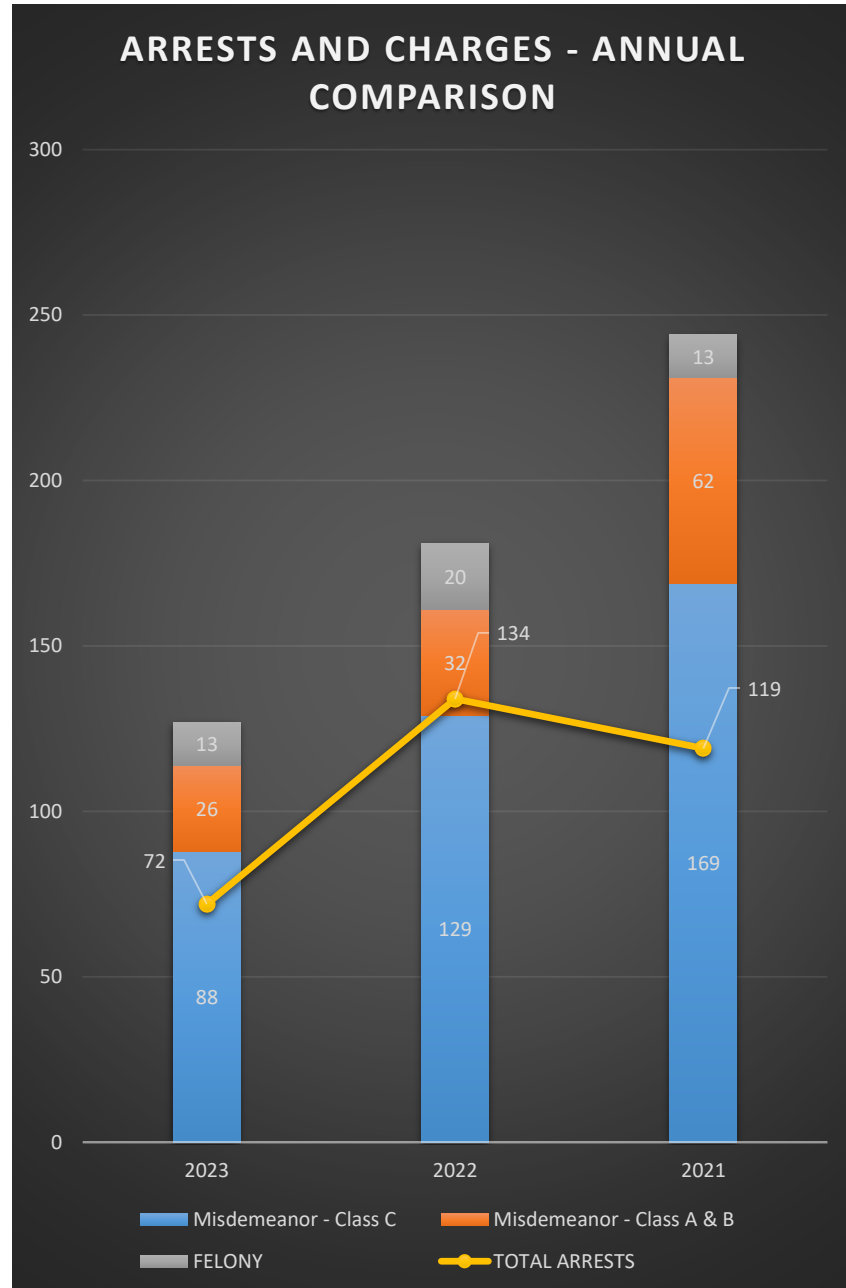
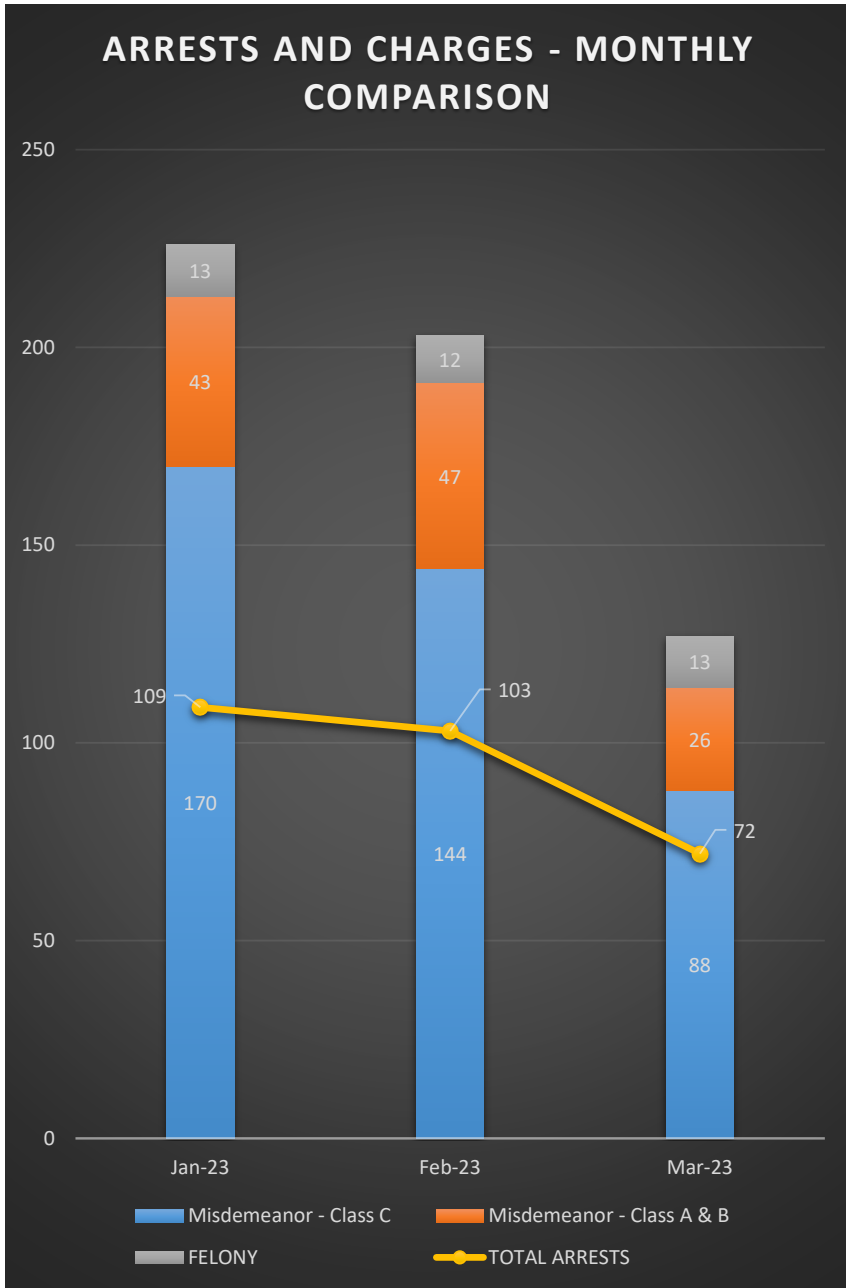
ANGLETON POLICE DEPARTMENT



ANGLETON POLICE DEPARTMENT



ANGLETON POLICE DEPARTMENT



ANGLETON POLICE DEPARTMENT

DISCLAIMER AND TRANSPARENCY IN REPORTING

*Documented Traffic Violations account only the number of violations in which a written warning or traffic citation was issued. Reasons for less traffic violations listed than traffic encounters includes, but is not limited too the following: An arrest was made for a higher charge and no warning/citation issued, verbal warning issued, a class C misdemeanor other than a traffic violation citation was issued (such as possession of drug paraphernalia), and/or a citation was issued only for the most serious violation with no warning for other violations issued.

**Other Class C Violations account for all class C Misdemeanor warnings/citations issued which may or may not have risen from a traffic violation, and may have been issued in lieu of a traffic violation.

(†)Busiest Day and Busiest Time is calculated based on mostly reactive calls for service (but includes traffic encounters), and excludes other types of calls for service including, but not limited too the following: ACO Carcass, BOLO, Business Check, Close Patrol, Delayed, Follow Up, Jail Check (TCO), Jail Duty (Officer), Only Ang Fire Department, Private Tow, Repossession, Ride Along, Sick Call, Street Department, Weather, and Water Department.

All information obtained on the date the report was prepared, and contains the information available from the police departments RMS and CAD systems up to that date. All numbers based on information obtained from RMS and CAD. All numbers have a margin of error of approximatley +/- 2%; however, accuracy is the number one priority in preparing this report. DPS state standards allows for a margin of error of 4% for NIBRS. The information in this report is not meant to replace official UCR/NIBRS reporting.

(‡)Crime rate calculated based upon a population rate of 19,660 which was the population for the City of Angleton used by the FBI 2019 UCR crime statistics (which consist mostly of crimes against persons and property) listed in Table 8. 2019 crime statistics from other cities also taken from FBI Table 8 which is averaged by month (<https://ucr.fbi.gov/crime-in-the-u.s/2019/crime-in-the-u.s.-2019/tables/table-8/table-8-state-cuts/texas.xls>).