
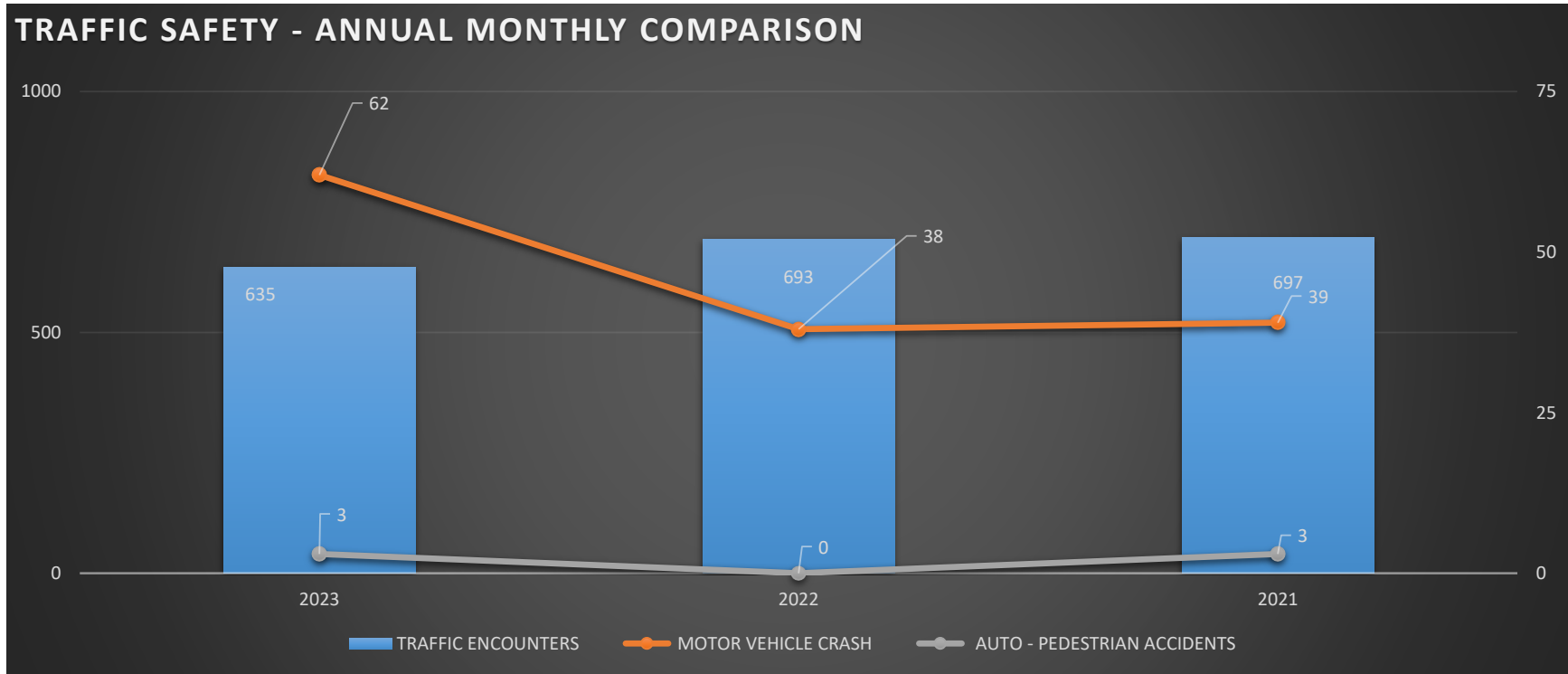


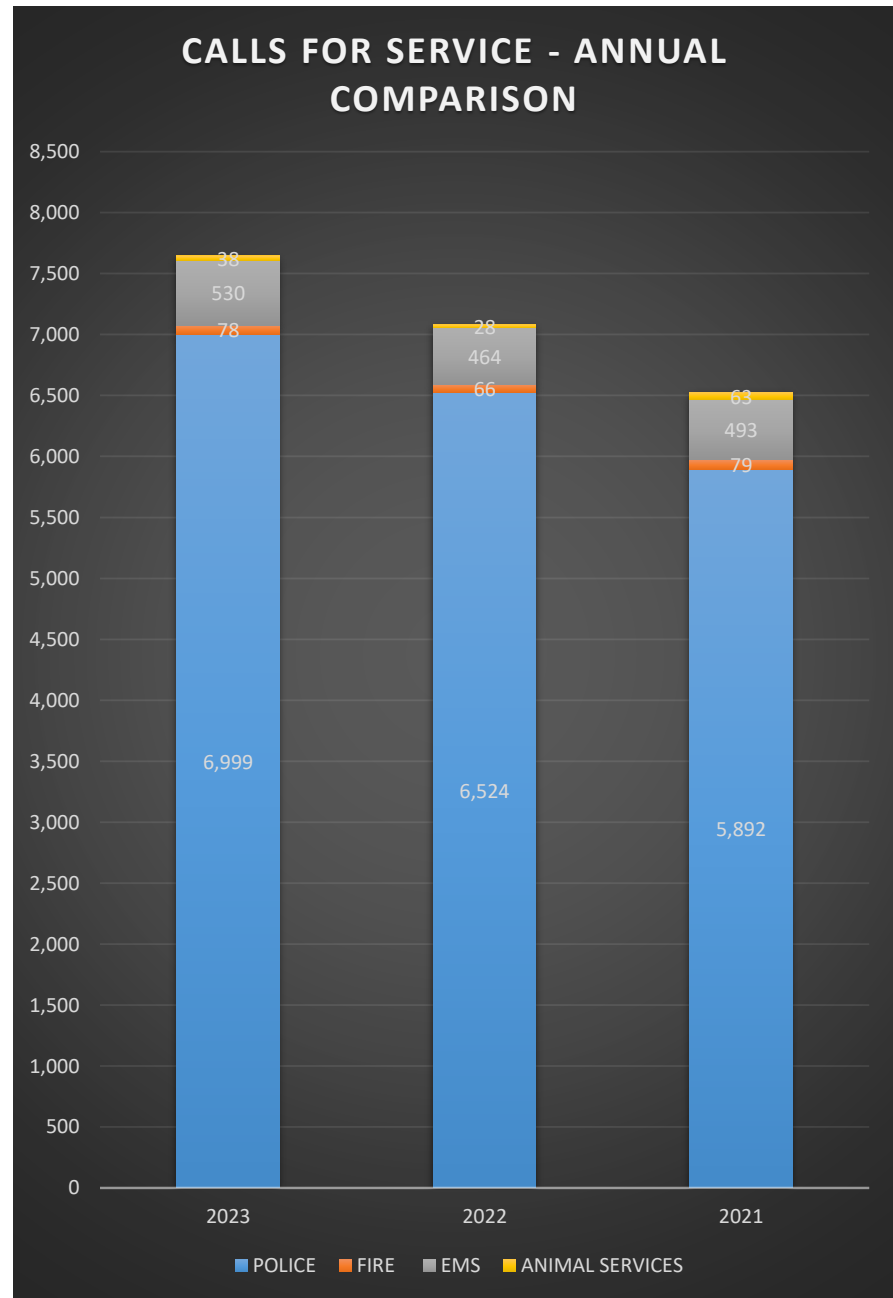
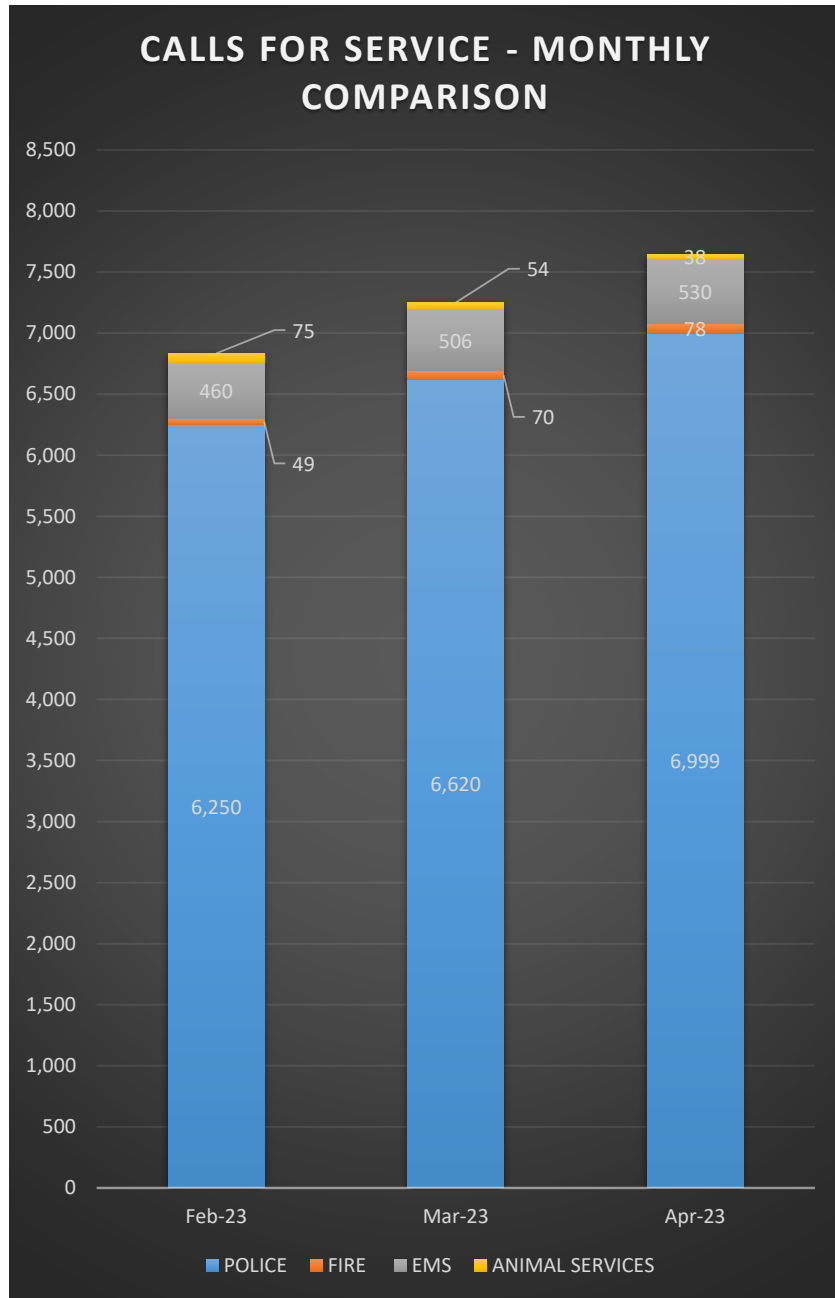
ANGLETON POLICE DEPARTMENT

 APD PRODUCTIVITY REPORT	MONTHLY COMPARISON				ANNUAL MONTHLY COMPARISON		
	Feb-23	Mar-23	Apr-23	YTD TOTAL	2023	2022	2021
TOTAL ARRESTS	103	72	93	3787	93	62	106
TOTAL Charges	203	127	178	734	178	117	235
Misdemeanor - Class C	144	88	122	524	122	85	190
Misdemeanor - Class A & B	47	26	49	165	49	19	26
FELONY	12	13	10	48	10	11	19
TOTAL CALLS FOR SERVICES	6,834	7,382	7,645	29,367	7,645	7,082	6,527
POLICE	6,250	6,620	6,999	26,688	6,999	6,524	5,892
FIRE	49	70	78	284	78	66	79
EMS	460	506	530	2033	530	464	493
ANIMAL SERVICES	75	54	38	230	38	28	63
AVERAGE RESP TIME - PRIORITY	3:03	1:37	1:49	2:24	1:49	4:02	5:07
AVERAGE RESP TIME - NON PRIORITY	4:20	2:53	2:58	3:33	2:58	5:17	5:54
BUSIEST DAY(+)	MON	THUR	WED/SAT	MON	WED/SAT	SAT	THUR
BUSIEST TIMES(+)	1600	1700	1100	1700	1100	900	2300-0259
TRAFFIC SAFETY							
TRAFFIC ENCOUNTERS	758	780	635	2993	635	693	697
DOCUMENTED TRAFFIC VIOLATIONS*	824	929	708	3429	708	675	717
OTHER CLASS C VIOLATIONS**	35	23	31	143	31	18	30
MOTOR VEHICLE CRASH	39	43	62	217	62	38	39
AUTO - PEDESTRIAN ACCIDENTS	0	2	3	7	3	0	3
SPEEDING STUDIES	0	0	1	1	1	0	0
WARRANT SERVICES							
WARRANTS CLEARED	174	146	191	745	191	99	251
COLLECTION AMOUNT CLEARED	\$ 64,026.00	\$ 47,222.30	\$ 61,801.70	\$ 254,842.28	\$ 61,801.70	33316.49	98,674.00
ESTIMATED MONEY RECEIVED	\$ 18,945.09	\$ 22,623.94	\$ 23,378.51	\$ 79,465.51	\$ 23,378.51	\$ 9,765.90	34,279.00
TOTAL WARRANT ARRESTS	23	13	16	75	16	7	24
ADMIN CONSIDERATIONS							
TOTAL COMMUNITY EVENTS	0	1	0	2	0	2	0
TOTAL PTO HOURS	634.5	1007.15	628.67	2756.32	628.67	623.5	625.5

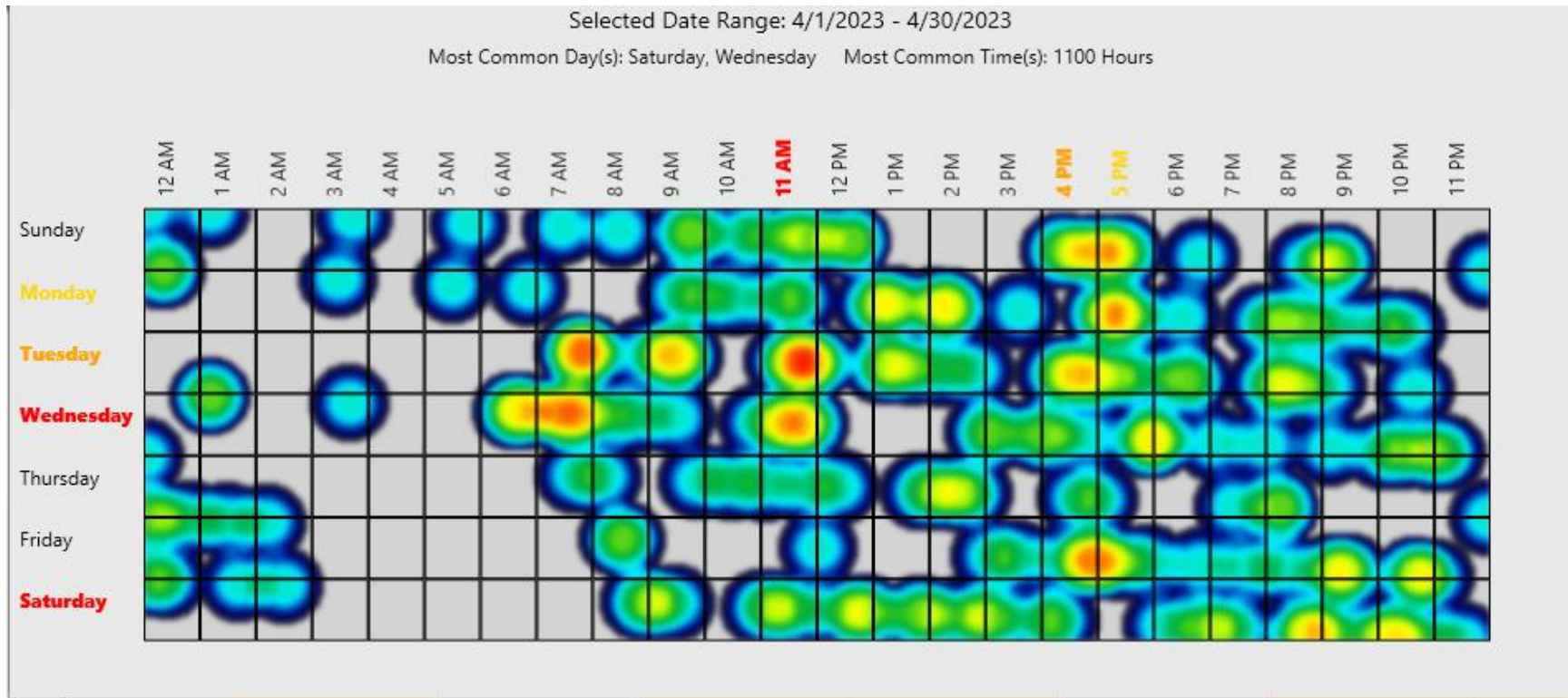
ANGLETON POLICE DEPARTMENT



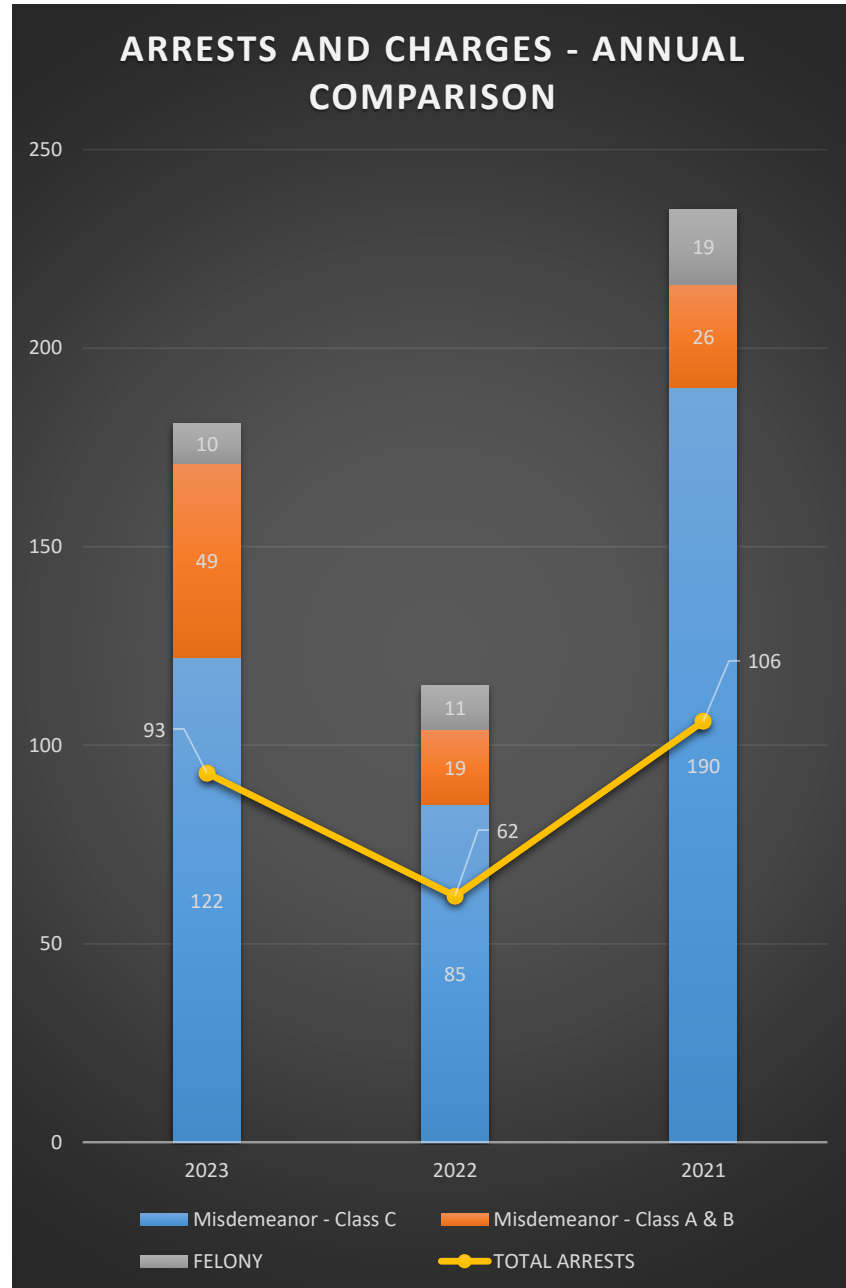
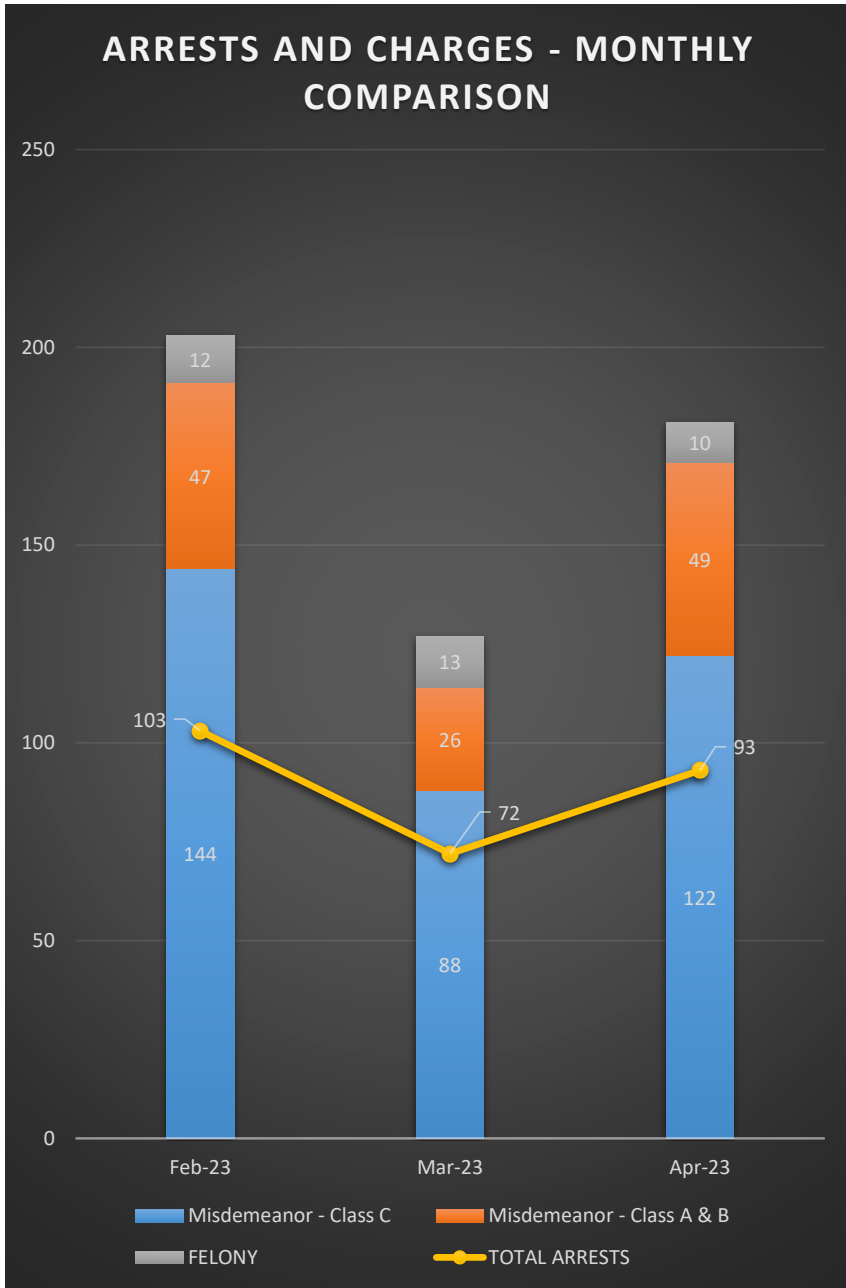
ANGLETON POLICE DEPARTMENT



ANGLETON POLICE DEPARTMENT



ANGLETON POLICE DEPARTMENT



ANGLETON POLICE DEPARTMENT

DISCLAIMER AND TRANSPARENCY IN REPORTING

*Documented Traffic Violations account only the number of violations in which a written warning or traffic citation was issued. Reasons for less traffic violations listed than traffic encounters includes, but is not limited too the following: An arrest was made for a higher charge and no warning/citation issued, verbal warning issued, a class C misdemeanor other than a traffic violation citation was issued (such as possession of drug paraphernalia), and/or a citation was issued only for the most serious violation with no warning for other violations issued.

**Other Class C Violations account for all class C Misdemeanor warnings/citations issued which may or may not have risen from a traffic violation, and may have been issued in lieu of a traffic violation.

(†)Busiest Day and Busiest Time is calculated based on mostly reactive calls for service (but includes traffic encounters), and excludes other types of calls for service including, but not limited too the following: ACO Carcass, BOLO, Business Check, Close Patrol, Delayed, Follow Up, Jail Check (TCO), Jail Duty (Officer), Only Ang Fire Department, Private Tow, Repossession, Ride Along, Sick Call, Street Department, Weather, and Water Department.

All information obtained on the date the report was prepared, and contains the information available from the police departments RMS and CAD systems up to that date. All numbers based on information obtained from RMS and CAD. All numbers have a margin of error of approximatley +/- 2%; however, accuracy is the number one priority in preparing this report. DPS state standards allows for a margin of error of 4% for NIBRS. The information in this report is not meant to replace official UCR/NIBRS reporting.

(‡)Crime rate calculated based upon a population rate of 19,660 which was the population for the City of Angleton used by the FBI 2019 UCR crime statistics (which consist mostly of crimes against persons and property) listed in Table 8. 2019 crime statistics from other cities also taken from FBI Table 8 which is averaged by month (<https://ucr.fbi.gov/crime-in-the-u.s/2019/crime-in-the-u.s.-2019/tables/table-8/table-8-state-cuts/texas.xls>).